

A high-quality photograph of a Pearl Masterworks drum set. The set includes a large bass drum in the foreground with a white head, two toms, and a snare drum, all with dark green or black shells and chrome hardware. Cymbals are visible in the background. The Pearl logo is prominently displayed on the bass drum head and at the top of the page.

# Pearl®

2 0 2 5  
GENERAL CATALOG

## Pearl

  
Masterworks  
Drum Head by Remo





INSPIRATION AWAITS!

Creativity, Passion, and Rhythm. These are the values that have fueled Pearl’s ongoing quest for percussive excellence. With nearly eight decades of innovation and craftsmanship firmly cemented in the lives of countless drummers, Pearl continues to advance drumming to unsurpassed heights. Our wide range of instruments is built to suit the evolving needs of every playing personality, to bridge the gap between instrument and performer. This includes reimagining every element of the total drum set from its most basic elements to create a more inspired experience for every player. Backing our uncompromised commitment to quality and value with the Industry’s best Warranty, Pearl truly is The Best Reason to Play Drums.



MASTERWORKS  
p. 3 - 4, 7 - 12

Custom made in your personal selection of woods, edges, sizes, and veneers.

SHELL RECIPE

Individually tailored combination of Birch, Maple, Gumwood, and/or Mahogany.

SOUND

The tonal reality of your ultimate ideal, Masterworks literally sounds like every drum set you’ve ever dreamed of.



REFERENCE ONE  
p. 13 - 14

The ultimate ideal of the modern hybrid drum concept, all components are independently engineered for the best tonality in every quadrant of the kit.

SHELL RECIPE

EvenPly Birch, Maple, and Mahogany hybrid.

SOUND

Expressive, wide range sonic boost with enhanced bottom-end.



CRYSTAL BEAT  
p. 33 - 34

The original seamless Acrylic drum shell creates a striking visual and sonic showcase.

SHELL RECIPE

Seamless molded Acrylic (Tom and Floor Tom: 6mm / Bass Drum: 7mm)

SOUND

Loud and immediate, delivers pummeling straight tone and yielding feel.



DECADE MAPLE ARTISAN  
p. 35 - 36

Premium gear for the evolving drummer, featuring lacquered all Maple shells and pro-level elements.

SHELL RECIPE

EvenPly Six (5.4mm) Maple w/Figured Wood Veneer

SOUND

Full maple tone with lively midrange and smooth sustain.



DECADE MAPLE  
p. 37 - 38

Premium gear for the evolving drummer, featuring lacquered all Maple shells and pro-level elements.

SHELL RECIPE

EvenPly-Six, 5.4mm Maple

SOUND

Full maple tone with lively midrange and smooth sustain.



MASTERS MAPLE / GUM  
p. 21 - 22

Optimized for the recording studio; vital tone derived from the Masterworks: Studio shell recipe.

SHELL RECIPE

EvenPly-Six Maple (4-ply outer) and Gumwood (2-ply inner)

SOUND

Explosive midrange tonality with full low-end and precise decay.



MASTERS MAPLE  
p. 23 - 24

Three decades of Masters excellence is reimagined with our history-making 6-ply Maple shell and a host of massive upgrades.

SHELL RECIPE

6-ply, 7.5mm Premium Maple.

SOUND

Attack and projection with smooth, full-bodied resonant attack.



MASTERS MAPLE PURE  
p. 25 - 26

Pearl’s original premium MMX shell formula delivers near-field resonance and sharp top-end attack for varied pro environments.

SHELL RECIPE

4-ply, 5mm Premium Maple w/4-ply Reinforcement Rings.

SOUND

Balance of powerful midrange and smooth resonant attack.



EXPORT  
p. 39 - 40

The Best-Selling Drum Set of All Time gives the student drummer a strong beginning.

SHELL RECIPE

6-ply 7.5mm Poplar and Asian Mahogany hybrid

SOUND

Crisp attack with dark, formidable bottom-end vibration.



MIDTOWN  
p. 41

An ultra-portable shell pack for full-sized play and powerful grooves in a small footprint.

SHELL RECIPE

6-ply 7.5mm Poplar

SOUND

Tight, responsive tonal bite with enough bottom to fill the pocket.



ROADSHOW  
p. 42

A drum set package complete with everything needed to kickstart your rhythmic journey.

SHELL RECIPE

6-ply 7mm Poplar

SOUND

Piercing, open cut with the right amount of sub-bass rumble to keep you inspired.



PROFESSIONAL SERIES  
p. 27 - 28

A gig-friendly workhorse derived from our classic MLX Series that’s excellent for independent touring.

SHELL RECIPE

EvenPly-Six, 5.4mm North American Maple

SOUND

Equal parts Low/Mid/High frequency punch with smooth, extended decay.



SESSION STUDIO SELECT  
p. 29 - 30

Radically unique Studio blend with pre-EQ’d warmth and cutting, articulate strike.

SHELL RECIPE

EvenPly-Six Birch (4-ply outer) and African Mahogany (2-ply inner)

SOUND

Deep, rich bass frequencies combined with top-end tonal drive.



PRESIDENT SERIES DELUXE  
p. 31 - 32

Dark, dry vintage spread with the classically controlled “MIJ Sound”.

SHELL RECIPE

6-ply, 7.5mm Lauan.

SOUND

A slick, sonic locomotive of subdued, vintage punch with singular low-range overtone.

2025 GENERAL CATALOG

DRUM SETS

- 3-10 Masterworks
- 11-12 Reference One
- 13-16 Music City Custom
- 17-18 Masters Introduction
- 19-20 Masters Maple/Gum
- 21-22 Masters Maple
- 23-24 Masters Maple Pure
- 25-26 R2 Air Suspension System
- 27-28 Professional Series
- 29-30 Session Studio Select
- 31-32 President Series Deluxe
- 33-34 Crystal Beat
- 35-36 Decade Maple Artisan
- 37-38 Decade Maple
- 39-40 Export
- 41 Midtown / Rocket Toms
- 41 Compact Traveler
- 42 Roadshow / Roadshow Jr.

SNARE DRUMS

- 43-44 Music City Custom
- 45-48 Series Component
- 49 Free Floating
- 50 SensiTone Heritage Alloy
- 51-52 Signature
- 53 Hybrid Exotic
- 53 UltraCast
- 53 Duoluxe
- 54 StaveCraft
- 55 Modern Utility
- 56 Effects

ELECTRONIC SERIES

- 57-58 e/MERGE
- 59 MIMIC PRO
- 60-62 malletSTATION

HARDWARE

- 63-64 Demon XR
- 65 Demon Drive
- 66 Demon Chain
- 67-68 Eliminator Redline
- 69-70 Eliminator Solo
- 71-72 P930 / P932
- 73-74 P530 / P532 / P830
- 75-76 Hi-Hat Stands
- 77 Snare Stands
- 78 Drum Thrones
- 79-80 Cymbal Stands
- 81-82 Racks
- 83 Rack Accessories
- 84 Tom Stands / Tom Arms

PERCUSSION

- 85 Percussion Artists
- 86 Signature Series
- 87-88 Congas & Bongos
- 89-90 Travel (Congas, Bongos, Timbales)
- 89 Timbales
- 90 Cowbells
- 91 Djembes
- 91-92 Ashiko Drum / Folkloric
- 93-94 Cajons & Cajon Accessories
- 95 Handpans
- 96 Tongue Drums
- 97 Rainsticks / Nut Shakers
- 98 Concert Percussion
- 99-100 Hand Percussion
- 101 Percussion Stands
- 102 Bags & Holders

103-106 Replacement Parts

107-110 Pearl Artists

111-BACK Config. & Color Chart

114 Warranty Info





Completely Custom, Totally Handmade

HANDCRAFTED FOR GREATNESS

Masterworks is the realization of your ultimate drum set vision. Every aspect of the kit is curated by you and built to your exacting specifications.



MASTERWORKS  
SONIC-SELECT MODERN DRY RECIPE  
SATIN CADDY GREEN LACQUER



EXPLORE. CREATE. INSPIRE.

Masterworks begins with your choice of our finest hand selected shell veneers and precision engineered premium hardware appointments. Choose your own combination or one of our Sonic-Select Shell recipes to customize a sound and look that is completely your own.

DRUM SHELL TONE WOODS

Choose one or a combination of our premium shell materials to sculpt the sound of each drum.

|   |  |   |  |  |
|---|--|---|--|--|
|   |  |   |  |  |
| MAPLE   | BIRCH  | AFRICAN MAHOGANY                                      | GUMWOOD  | CUSTOM INTERIOR  |
| Tonally equal in highs, mids, and lows for prime, full bodied attack and sustain. | Boosted attack with "Built-in EQ" for articulate and evenly reduced decay. | Dark, elegant tone with powerful bottom-end emphasis. | As a core or interior ply, Gum enhances tone in surrounding plies. | Choose any of Pearl's Artisan Exotic veneers, carbon fiber, or hand applied fiberglass for boutique tones and visuals. |

SHELL SIZE AND THICKNESS

For precise tonal character, sustain, and projection.

|  |   |  |   |
|--|---|--|---|
|  |   |  |   |
| <b>THIN</b> (4-ply, 5mm w/ 4-ply Reinforcement Rings) Increased sustain and low-end. | <b>MEDIUM</b> (Even 6-Ply, 5.4mm) Expanded tonal purity and resonant punch. | <b>STANDARD</b> (6-ply, 7.5mm) Full-bodied tonal projection ideal for general purpose. | <b>THICK</b> (8-ply, 10mm and 10-ply, 12.5mm) Maximum projection and quick decay. |

FINISHES

Craft an inspired visual statement with drums hand finished and configured to your specifications.

|   |   |  |   |         |          |        |
|---|---|--|---|---------|----------|--------|
| <b>LUXURY</b><br>Includes a choice of High Gloss, Satin Stain, and Sparkle Lacquer. | <b>CUSTOM</b><br>Includes Pinstriping, Banding, Artisan II Custom Graphics. | <b>ARTISAN</b><br>Choose from a selection of Exotic veneers (below) or hand applied Carbonply. | <b>CUSTOM INLAY</b><br>Accentuate the natural beauty of the outer shell finish with inlay bands inserted by hand. |         |          |        |
|   |   |  |   |         |          |        |
| CAMEROON BLACK LIMBA  | FLAME MAPLE   | AFRICAN ZEBRAWOOD  | TAMO ASH  | BUBINGA | BARNWOOD | MOSAIC |
|   |   |  |   |         |          |        |
| EUCALYPTUS  | BURL MAHOGANY   | IMBUIA   | CARBONPLY   | ROSETTE | EBONY    |        |

BEARING EDGE

Masterworks offers a choice of five sonically tested edges - configurable by drum, application, and shell side.

|   |   |  |  |   |
|---|---|--|--|---|
|   |   |  |  |   |
| <b>STANDARD 45°</b><br>Provides the perfect blend of attack and warmth. | <b>OUTER 60°</b><br>Pulls brighter overtones and increases punch. | <b>INNER 45°</b><br>Edge apex focused to inner shell plies for controlled sustain. | <b>ROUNDED 45°</b><br>Increased head-to-shell contact boosts mids and highs. | <b>FULLY ROUNDED</b><br>Boosts mid-to-low range response and reduces decay. |

**WHAT'S INSIDE**  
Discover the elements of superior drum tone.

THE **EST** DIFFERENCE - *The Ultimate in Strength, Resonance, and Tone.*  
Superior Shell Technology

To craft multi-ply, bonded drum shells with single-ply resonance and strength, Pearl pioneered the world's first high temperature hydraulic curing system. SST shells are formed in a bonded combination of cross-laminated

2-ply veneer panels then precision milled with overlapping scarf joint seams and cured with our exclusive AcoustiGlue at 1000 PSI of hydraulic pressure.

HARDWARE FINISH, LUG, AND HOOP OPTIONS

A choice of five plating options comes standard on your selection of our precision tuning lugs, hoops, and drum hardware.

|  |                                 |                                      |                              |                                       |                    |  |
|--|---------------------------------|--------------------------------------|------------------------------|---------------------------------------|--------------------|--|
| <b>FINISHES</b>  |                                 |                                      |                              |                                       | <b>HOOPS</b>       | <b>TOM MOUNT (U.S. Patent #11640814)</b> |
|  |                                 |                                      |                              |                                       |                    |  |
| CHROME<br>(Shown w/ CL100 Lug)                                   | NICKEL<br>(Shown w/ STL100 Lug) | BLACK NICKEL<br>(Shown w/ CL100 Lug) | GOLD<br>(Shown w/ CL100 Lug) | BLACK CHROME<br>(Shown w/ STL100 Lug) | MASTERCAST         | FOR 12.7mm VERTICAL ROD                  |
| <b>LUGS</b>  |                                 |                                      |                              |                                       |                    |  |
| • Bridge (CL100) • Single Swivel (STL100) • Swivel Tube (STL150) |                                 |                                      |                              |                                       | 2.3mm SUPERHOOP II | FOR 7/8" HORIZONTAL PIPE                 |





**CHOOSE YOUR ARENA. CREATE YOUR DREAM.  
DEFINE YOUR SOUND.**

Our Sonic Select Shell Recipes narrow the nearly endless scope of Masterworks choice down to five sonically proven shell and hardware combinations. Each recipe is individually primed for its distinct performance environment.

**STUDIO**

Explosive tonal clarity and articulation for recording.

SHELL: EvenPly-Six (5.4mm) Maple/Gumwood  
w/ Outer 60° Bearing Edge

**STADIUM**

Pearl's thick CZX Maple shell for high-volume power.

SHELL: Fl.Toms/Bass: 10-ply Maple w/ Outer 60° Bearing Edges.  
Toms/Snares: 8-ply Maple  
w/ Outer 60° Bearing Edges

**URBAN**

A thin, powerful blend for the  
precise metropolitan drummer.

SHELL: Toms/Bass: EvenPly-Six Birch/Gumwood/Birch (5.4mm)  
with 4-ply Maple Re-Rings  
and mixed Bearing Edges

**HERITAGE**

Classic drum feel with enhanced lows  
and fat top-end slap.

SHELL: 4-ply Maple/Mahogany w/ 4-ply Maple  
Re-Rings w/ Standard 45° Bearing Edge

**MODERN DRY**

Quick, top-heavy articulation with controlled low-end.

SHELL: 4-ply Maple/Gumwood w/ 4-ply Mahogany Re-Rings w/  
Inner 45° Bearing Edges

**REFERENCE CLASSIC**

Individually engineered hybrid shells  
for large venue projection.

SHELL: Maple, Birch, and African Mahogany plies  
w/Rounded 45 and Fully Rounded Edges.

**CUSTOMIZED TO FIT YOUR CREATIVE VISION.**

Like a blank canvas for your drumming ideal, modify any Sonic-  
Select Shell Recipe shell or hardware  
option to give it your own spin or use our exclusive Artisan II  
process to embed your choice of high definition graphics directly  
onto the outer shell.

SEE [www.pearldrum.com/masterworks](http://www.pearldrum.com/masterworks)  
FOR FULL DETAILS

MASTERWORKS SONIC SELECT REFERENCE CLASSIC RECIPE,  
AQUA-NATURAL FADE OVER ARTISAN EXOTIC TAMO ASH WITH GOLD HARDWARE.



## REFERENCE CLASSIC

**INDIVIDUALLY ENGINEERED,  
INCREDIBLE SOUNDING CUSTOM DRUMS.**

Handcrafted for the rising sonic frontier, the Reference Recipe's original formula for volume, tone, and distinction returns for the touring power player.

|              |   |
|--------------|---|
| SHELL        | Maple, Birch, & Mahogany                            |
| BEARING EDGE | Standard, Rounded 45°<br>and Fully Rounded          |
| HOOPS        | MasterCast Hoops*                                   |
| LUGS         | CL Bridge Lug*<br>CL100 (Toms)<br>CL250 (Bass Drum) |

|             |       |
|-------------|-------|
| SPURS       | SP330 |
| FT BRACKETS | LB75  |

\* Recommended



**SHELL**

By blending shell panels from three  
time-proven hardwoods\*, each drum can  
perform to its intended task at optimal  
tonal capacity.

**BEARING EDGE**

Toms feature Rounded 45° edges, Floor  
Toms and Bass drums feature Fully  
Rounded Edges\*.

\*See Chart on page 12 for details.



**HOOPS**

MasterCast Hoops.  
Escalates weight for tonal  
body.  
Increases volume in high  
velocity play.



**LUGS**

CL Bridge Lug  
A classic look with  
minimal shell  
contact for precise  
vibration control.





MASTERWORKS SONIC SELECT STUDIO RECIPE,  
DEEP BROWN BURST GLOSS LACQUER OVER ARTISAN BLACK LIMBA WITH GOLD HARDWARE.

## STUDIO

### A POWERFUL SONIC FOUNDATION TUNED FOR THE RECORDING ENVIRONMENT.

This commanding shell/edge combination of hard exterior and milder tone woods yields explosive midrange projection and extended low end punch.

|              |   |
|--------------|---|
| SHELL        | EvenPly-Six (5.4mm), 4-ply Maple Outer with 2-ply Gumwood Inner |
| BEARING EDGE | Outer 60°   |
| HOOPS        | MasterCast Hoops*   |
| LUGS         | CL Bridge Lug*<br>CL100 (Toms)<br>CL250 (Bass Drum)             |

|             |       |
|-------------|-------|
| SPURS       | SP330 |
| FT BRACKETS | LB75  |

\*Recommend



**SHELL**  
Thin, resonant combination of a hard exterior with milder tonewood for explosive low-range warmth.



**BEARING EDGE**  
Outer 60°  
Gives increased power and bite to a thinner hybrid shell.



**HOOPS**  
MasterCast Hoops. Escalates weight for tonal body. Increases volume in high velocity play.



**LUGS**  
CL Bridge Lug  
A classic look with minimal shell contact for precise vibration control.



MASTERWORKS SONIC SELECT STADIUM RECIPE,  
MATTE NATURAL LACQUER OVER ARTISAN BURL MAHOGANY WITH MOSAIC INLAY AND GOLD HARDWARE.

## STADIUM

### THE CZX SOLUTION FOR HIGH VOLUME, RHYTHMIC COMMAND.

Pearl's legendary high density CZX Maple shell is reborn! Our classic 10-ply /8-ply shell combination delivers penetrating volume, articulate midrange attack, and focused low end.

|              |  |
|--------------|--|
| SHELL        | 10-ply Maple Bass Drum & Floor Toms<br>8-ply Maple Toms and Snares         |
| BEARING EDGE | Outer 60°  |
| HOOPS        | 2.3mm SuperHoop II*<br>CL Bridge Lug*<br>CL100 (Toms)<br>CL250 (Bass Drum) |

|             |       |
|-------------|-------|
| SPURS       | SP330 |
| FT BRACKETS | LB75  |

\*Recommend



**SHELL**  
A thick shell for dominating volume and articulate attack.



**BEARING EDGE**  
Outer 60°  
Increases brightness and power with controlled overtone.



**HOOPS**  
2.3mm SuperHoop II Hoops – Made to withstand heavy play while allowing the shell to breathe.



**LUGS**  
CL Bridge Lug  
A classic look with minimal shell contact for precise vibration control.

## MODERN DRY

### DARK NATURAL PUNCH FOR DRIVING, ORGANIC BEAT MAKING.

The Modern Dry Recipe blends three sonically unique tone woods for dark, controlled tone, and pillowy response. Its unique blend of shell and hardware elements adds bottom end focus and throaty punch.

|              |  |
|--------------|--|
| SHELL        | 2-ply Maple outer/2-ply Gumwood inner with 4 ply Mahogany Re-Rings |
| BEARING EDGE | Inner 45°  |
| HOOPS        | MasterCast Hoops*<br>STL100 (Toms)<br>STL200 (Bass Drum)           |

|             |       |
|-------------|-------|
| SPURS       | SP330 |
| FT BRACKETS | LB75  |

\*Recommend



**SHELL**  
A unique blend of yielding tone woods and rigid exterior for added bottom-end focus.



**BEARING EDGE**  
Inner 45°  
Its inner shell apex contacts the head inside the shoulder for focused control in low tunings.



**HOOPS**  
MasterCast Hoops. Escalates weight for tonal body. Increases volume in high velocity play.



**LUGS**  
Single Swivel Lugs  
Our lightest and most efficient tuning lug for reduced shell contact.





MASTERWORKS SONIC-SELECT HERITAGE RECIPE,  
SATIN SUNRISE LACQUER OVER ARTISAN BLACK LIMBA WITH BLACK NICKEL HARDWARE AND MASTERCAST HOOPS.




MASTERWORKS SONIC-SELECT URBAN RECIPE,  
SATIN LACQUER OVER ARTISAN BLACK LIMBA WITH MASTERCAST HOOPS.

# HERITAGE

## TIMELESS, ORGANIC TONE WITH SMOOTH LOW-END GROWL

The Heritage Recipe's robust blend of reinforced Maple/ Mahogany delivers solid midrange punch with exceptional sustain and thunderous sub bass frequencies.

|              |   |             |       |
|--------------|---|-------------|-------|
| SHELL        | Maple 2-ply outer                               | SPURS       | SP330 |
|              | Mahogany 2-ply inner<br>w/ 4-ply Maple Re-Rings | FT BRACKETS | LB75  |
| BEARING EDGE | Standard 45°                                    | *Recommend  |       |
| HOOPS        | 2.3mm SuperHoop II Hoops*                       |             |       |
| LUGS         | STL100* (Toms)                                  |             |       |
|              | STL200* (Bass Drum)                             |             |       |



**SHELL**  
A traditional blend of midrange punch and boosted low-end.



**BEARING EDGE**  
Standard 45° – Precise, low-contact edge for added projection and resonance.



**HOOPS**  
2.3mm SuperHoop II Hoops – Made for heavy play without limiting tuning range performance.




**LUGS**  
Single Swivel Lug  
A classic look with minimal shell contact for precise vibration control.

# URBAN

## A FRESH SONIC DRUM BLEND FOR THE METROPOLITAN PLAYER.

From sold out tours to sanctuary halls, the tonal dichotomy of three proven hardwoods projects with a defiant top end and fills the bass frequencies with thunderous, shaking lows.

|              |  |             |  |
|--------------|--|-------------|--|
| SHELL        | EvenPly-Six (5.4mm Toms/Bass)<br>2-Birch / 2 -Gumwood / 2-Birch with<br>4-ply Maple Re-Rings | HOOPS       | 2.3mm SuperHoop II*  |
|              | 8-ply Snare Drums<br>2 Birch / 4 Gumwood / 2 Birch<br>Rounded 45° on Toms                    | LUGS        | STL Swivel Tube Lugs*<br>STL100* (Toms)<br>STL200* (Bass Drum) |
| BEARING EDGE | Fully Rounded edge on Bass Drums<br>Standard 45° on Snare Drums                              | SPURS       | SP330  |
|              |  | FT BRACKETS | LB75   |
| *Recommend   |  |             |  |



**SHELL**  
Dense, thin shell hybrid for precise punch and quick, even decay.



**BEARING EDGE**  
Rounded 45° on Toms (Fully Rounded edge on Bass Drums, Standard 45° on Snare Drums).



**HOOPS**  
2.3mm SuperHoop II Hoops – Made for heavy play without limiting tuning range performance.



**LUGS**  
Single Swivel Lug  
A classic look with minimal shell contact for precise vibration control.



# Reference — ONE —

The Reference Legacy...  
Unleashed.



A TRUE PEARL ORIGINAL, WITH A FRESH, GROOVE INSPIRING VIBE.

Where the Many Combine to Create a Singular Instrument. Building on the modern hybrid drum concept Pearl originated with Reference Series, every element in the Reference One drum set's construction is fine-tuned to deliver optimal performance. By leveraging specific woods, shell thicknesses, and bearing edges exactly where they are most sonically beneficial within a drum set, Reference One's reduced-thickness EvenPly shells are fitted with MasterCast Die-Cast hoops, for a radical combination sustain and attack. Combined with Pearl's revolutionary R2 Air Tom Suspension System, Reference One takes the hybrid drum concept to new, unprecedented heights.



**R2 AIR TOM SUSPENSION SYSTEM**  
Suspends each drum by four unique points for optimum tone and resonance at any angle. (U.S. Patent #11640814)



**MASTERCAST HOOP**  
Escalates weight for tonal body and increases volume in high velocity play.



**SINGLE SWIVEL LUGS**  
Single Swivel Lugs are self-aligning for better tuning integrity and reduced shell stress. Their reduced profile takes up less room on the shell face, delivering better tone from each drum.



**GOLDEN RATIO VENTING**  
Cast air vents are uniquely placed using the Fibonacci Spiral on each component by size. This creates enhanced shell tonality and refined frequency response. (U.S. Patent # 7485791)



**RF1C924XESPC**  
#858 Kobalt Blue Fade Metallic



|               |  |
|---------------|--|
| SHELL         | Refer to Size / Shell Chart  |
| SNARE         | Matching 13"x6.5", 14"x5", 14"x6.5"  |
| FINISH        | CHOICE of 28 Hand-Applied Premium or Custom Lacquer Finishes                           |
| HEADS         | Remo Coated Ambassador, Powerstroke3 Bass  |
| TOM MOUNTS    | R2 Air Tom Suspension system (U.S. Patent #11640814)                                   |
| TOM ARMS      | CHOICE of Pearl's Traditional 7/8" Pipe Holder or 12.7mm Solid L-Arm (Sold Separately) |
| DRUM HARDWARE | Chrome (Standard) Black nickel, Nickel and Black Chrome (Premium Charge)               |
| HOOPS         | MasterCast Hoops   |
| LUGS          | STL Single Swivel Lugs   |
| BD MUFLER     | BDMF   |

## SHELLS

Each drum has its own custom shell, edge, and thickness profile to best suit its place in the drum set.



**RF1C903XPS**  
#836 Red Burst Stripe

| REFERENCE RECIPE       | SHELL TYPE  | BEARING EDGE  | SONIC OUTPUT                                   |
|------------------------|---|---------------|--|
| 8" and 10" Toms        |  <b>Maple(4)/Birch(2)</b><br>6-ply (5.4mm)     | Rounded 45°   | Cutting projection for high-note pitch         |
| 12" Toms               |  <b>Maple(6)</b><br>6-ply (5.4mm)              | Rounded 45°   | Transitional mid-note; blend of warmth and cut |
| 13" Toms               |  <b>Maple(4)/Mahogany(2)</b><br>6-ply (5.4 mm) | Rounded 45°   | Top-end slap with added low/bottom end         |
| 14" and 15" Toms       |  <b>Maple(4)/Mahogany(2)</b><br>6-ply (5.4 mm) | Fully Rounded | Bracing low-end with controlled punch          |
| 16" Toms               |  <b>Maple(2)/Mahogany(4)</b><br>6-ply (5.4mm)  | Fully Rounded | Full, rounded sustain and gated attack         |
| 14" Floor Toms         |  <b>Maple(4)/Mahogany(4)</b><br>8-ply (7.2mm)  | Fully Rounded | Fat, controlled low-end with smooth roll-off   |
| 16" and 18" Floor Toms |  <b>Maple(2)/Mahogany(6)</b><br>8-ply (7.2mm)  | Fully Rounded | Fat, controlled low-end with resonant warmth   |
| 18" and 20" Bass Drums |  <b>Maple(2)/Mahogany(4)</b><br>6-ply (5.4mm)  | Fully Rounded | Quick and Punchy with Powerful low-end         |
| 22" and 24" Bass Drums |  <b>Maple(2)/Mahogany(6)</b><br>8-ply (7.2mm)  | Fully Rounded | Booming bass tone with articulate punch        |



# MUSIC CITY CUSTOM

HAND ASSEMBLED IN THE USA FOR TRUE PEARL ARTISTS... LIKE YOU

10  
DAY

10-DAY\*  
TURNAROUND  
GET IT WHEN YOU NEED IT.

The concept is simple but revolutionary:  
Custom drums crafted in your choice of  
Pearl's professional grade Shell Recipes  
in your choice of sizes and finishes; hand  
assembled  
in Nashville, Tennessee.

\*Most orders are completed within  
10 business days from the date  
we receive your order.



CHOOSE THE RECIPE  
THAT DEFINES YOUR SOUND.



**REFERENCE ONE** (pg. 15-16)  
Lively, resonant timbre with increased  
body and sustain that thrives on stage.

**MASTERS MAPLE/GUM** (pg. 21-22)  
Vital, explosive tonality with precise low-end  
decay that's perfect for recording.




#451 Molten Silver Pearl with DR56AP ICON Rack System



# MUSIC CITY CUSTOM

A FOUR DECADE TRADITION OF ARTIST CRAFTSMANSHIP



**ARTIST DESIGNED, HAND ASSEMBLED**  
Explore the option of two premium SST drum shell types; precision drilled to order, assembled, and immediately available in your choice of 32 tour ready finishes. From classic sparkles and vintage pearls to timeless favorites, it's here and ready to define your command of the stage.

Music City Custom provides the true artist experience with a drum set like no other. Quick custom manufacturing, massive size and finish selection, industry leading craftsmanship, and Pearl's exclusive Lifetime Warranty all combine to set a new standard for USA born, high end drum sets.



#M03 Opal Gray Oyster

#V03 Varsity Red Sparkle

## 32 IN-STOCK FINISHES



With a broad palette of visually radiant wrapped finishes, Music City Custom offers you 32 different Premium covering options from Delmar USA. From classic Sparkles and vintage Pearlolds to Glass Glitters and Satins, it's all here and ready to inspire your drumming creativity.





# Masters

THE MASTERS YOU REMEMBER, A SOUND YOU'LL NEVER FORGET

## ELEVATING THE PLAYING EXPERIENCE FOR THE TRUE PROFESSIONAL.


Pearl's Masters Series has set a standard for the very best in performance-centered instruments for the pro drummer. In celebration of three decades of Masters quality and excellence, Pearl reimagines three original shell recipes with a freshly unified hardware mix to reach new levels of sonic purity for the most discerning environments and players.

### MASTERS SHELL CHOICES



#### MASTERS MAPLE/GUM (MMG)

Masters Maple/Gum (MMG) Primed for the Recording Studio, this legendary shell blend enhances the naturally vibrant sonic nature of Maple with explosive highs and lows.



#### MASTERS MAPLE PURE (MP4)

The Original Masters Sound delivers full bodied resonant tone with increased lows and a more focused attack.



#### MASTERS MAPLE (MM6)

Originally offered as Masters MRX, projects powerfully expressive tone fit for evolving live music environments. Sonically centered with equal Highs/Mids/Lows.

### MASTERS HARDWARE SELECTION

Adding the groundbreaking R2 Air Tom Suspension system's four point mounting platform to Pearl standards like premium North American shell veneers and MasterCast Die-Cast Hoops, Masters Series is the defining essence of the Pearl Sound and tailored to fit your sonic vision.



#### R2 AIR TOM MOUNTS

Suspends each drum by four unique points for optimum tone and resonance at any angle. (L-Arm bracket shown) U.S. Patent #11640814



#### MASTERCAST HOOPS

The ultimate choice for durability and tuning integrity, they increase overall shell weight for enhanced tonal body and volume.



#### PEARL STANDARD 7/8" PIPE or 12.7mm L-ARM BRACKETS

A choice of Vertical or Horizontal Mounting and flexibility. (Standard bracket shown)



#### CL BRIDGE LUGS

A classic look with minimal shell contact for precise vibration control.



**MASTERS MAPLE/GUM CUSTOM**  
(MMGC924XSPL/C)  
with Added Components  
in #857 Sunburst Redstripe  
Gloss Finish On ICON Rack  
With Rocket Toms



# Masters

MAPLE/GUM  
HANDCRAFTED SHELL

The Evolution of  
Premium Studio Tone



## THE MASTERWORKS STUDIO RECIPE, SIMPLIFIED.

Delivering arguably the greatest drum tones ever recorded, Pearl's performance-centered take on the legendary Maple/Gum shell recipe is a sonic experience every drummer needs to witness. Reaching epic levels in sonic warmth and explosive low-end response, this dynamic shell/hardware combination first debuted as the Masterworks Sonic Select Studio Recipe. With the addition of the R2 Air Tom Suspension System, this is an instrument that is perfectly at home in the Recording environment, and a true prize for each drummer that owns one.



**OUTER 60° BEARING EDGE**  
Gives increased power and bite to a thinner hybrid shell.



**R2 AIR TOM SUSPENSION SYSTEM**  
Suspends each drum by four unique points for optimum tone and resonance at any angle. (U.S. Patent #11640814)



**MASTERCAST HOOPS**  
The ultimate choice for durability and tuning integrity, they increase overall shell weight for enhanced tonal body and volume.




**CL BRIDGE LUGS**  
A classic look with minimal shell contact for precise vibration control.




### MASTERS SHELLS

Only the finest cuts of North American hardwood are harvested for Pearl's Masterworks Shell Vault. Cross laminated into dual-layered panels, each veneer in the Masters shell has been hand selected from this exclusive cache to produce drums worthy of Pearl's commitment to quality and performance.



### SUPERIOR SHELL TECHNOLOGY

The SST method was developed to craft a multi-ply, bonded drumshell with single-ply resonance and strength. All shells are precision milled with overlapping scarf joint seams and cured with our exclusive AcoustiGlue at 1000 PSI of hydraulic pressure.



### SHELLS

EvenPly-Six, 4-ply Maple outer with 2-ply Gumwood inside – The natural warmth of Maple is enhanced by Gumwood's dense, controlling character.



|               |  |
|---------------|--|
| SHELL         | EvenPly-Six (6-ply, 5.4mm) North American Maple / Gumwood                              |
| SNARE         | Matching 13"x6.5", 14"x5", 14"x6.5", 14"x8"  |
| FINISH        | CHOICE of 28 Hand-Applied Premium or Custom Lacquer Finishes                           |
| HEADS         | Remo USA Coated Ambassador, Powerstroke3 Bass  |
| TOM MOUNTS    | R2 Air Tom Suspension System (U.S. Patent #11640814)                                   |
| TOM ARMS      | CHOICE of Pearl's Traditional 7/8" Pipe Holder or 12.7mm Solid L-Arm (Sold Separately) |
| DRUM HARDWARE | Chrome (Standard) Black Nickel, Nickel and Black Chrome (Premium Charge)               |
| HOOPS         | MasterCast Hoops   |
| LUGS          | CL Bridge Lugs   |
| BD MUFFLER    | BDMF   |



# Masters

MAPLE  
ALL MAPLE SHELL

Sonically Centered,  
Articulate, and Powerful.



## A BOLD VOICE FOR HIGH VOLUME STAGE PROJECTION.

With a sound that sits in the tonal center of the mix, Masters Maple is Pearl's original 6-ply shell recipe. This timeless combination of a slightly thicker 6-ply North American Maple shell and a sharper 45-degree bearing edge produces enough precise projection to shake the rafters, yet is responsive to even the slightest stroke. With an equalized high/mid/low tonality, Masters Maple is primed for cutting, vibrant live performance.



### STANDARD 45° BEARING EDGE

Pearl's original precision edge adds sustain through reduced shell-to-head contact.



### R2 AIR TOM SUSPENSION SYSTEM

Suspends each drum by four unique points for optimum tone and resonance at any angle. (U.S. Patent #11640814)



### MASTERCAST HOOPS

The ultimate choice for durability and tuning integrity, they increase overall shell weight for enhanced tonal body and volume.



### CL BRIDGE LUGS

A classic look with minimal shell contact for precise vibration control.



MM6C924XSPS/C  
#198 Shimmer Of Oz

MM6P924XSPL/C with MM6C1816F/C  
#887 Natural Cherry

### MASTERS SHELL HARDWARE

Die-Cast for solid stability in the most demanding conditions, the appointments on each Masters shell were designed to draw the best tone from the shell they support. Mastercast Hoops, low mass CL Bridge Lugs, a choice of mounting options with the R2 Air Tom Suspension System, and refreshed adjustable Bass Drum Spurs and Floor Tom Brackets are standard.



### USA REMO DRUM HEADS

All Pearl Masters come with REMO USA Drum Heads. Toms feature Coated Ambassador Batters with Clear Ambassador Resonant heads. Bass Drums are furnished with Powerstroke 3 Batter and Resonant heads, and come with our exclusive adjustable Dampening Pillow (BDMF).



### SHELLS

6-ply, 7.5mm hand-selected North American Maple with Veneers from Pearl's Masterworks Vault.



|               |  |
|---------------|--|
| SHELL         | 6-Ply, 7.5mm North American Maple  |
| SNARE         | Matching 13"x6.5", 14"x5", 14"x6.5", 14"x8"  |
| FINISH        | Choice of 28 Hand-Applied Premium or Custom Lacquer Finishes.                          |
| HEADS         | Remo USA Coated Ambassador, Powerstroke3 Bass  |
| TOM MOUNTS    | R2 Air Tom Suspension System (U.S. Patent #11640814)                                   |
| TOM ARMS      | CHOICE of Pearl's Traditional 7/8" Pipe Holder or 12.7mm Solid L-Arm (Sold Separately) |
| DRUM HARDWARE | Chrome (Standard) Black Nickel, Nickel and Black Chrome (Premium Charge)               |
| HOOPS         | MasterCast Hoops   |
| LUGS          | CL Bridge Lugs   |
| BD MUFFLER    | BDMF   |



# Masters

MAPLE PURE  
ALL MAPLE SHELL

Bridging the Gap Between  
Studio and Stage.



## A POWERFUL TONAL BLEND OF RESONANCE AND ATTACK.

Pearl reimagines the original Masters shell recipe with Masters Maple Pure. Blending four layers of hand-curated North American Maple with 4-ply Re-Rings from our Masterworks Veneer Vault, its premium shell formula delivers a sonic fusion of near-field resonance and sharp top-end attack for varied pro environments. These hand-curated Maple plies increase the overall Janka hardness of the shell for increased projection, improved sustain, and better sonic output than ever before.



### STANDARD 45° BEARING EDGE

Standard 45° – Pearl's original precision edge adds sustain through reduced shell-to-head contact.



### R2 AIR TOM SUSPENSION SYSTEM

Suspends each drum by four unique points for optimum tone and resonance at any angle. (U.S. Patent #11640814)



### MASTERCAST HOOPS

The ultimate choice for durability and tuning integrity, they increase overall shell weight for enhanced tonal body and volume.



### CL BRIDGE LUGS

A classic look with minimal shell contact for precise vibration control.



MP4C903XSPL/C with 12"x8" Tom  
#855 Black Oyster Swirl



MP4C924XSPL/C  
#342 Vintage Tobaccoburst

### MASTERS SELECTION

Pearl is committed to offering each drummer a top-tier experience in selecting and purchasing their Masters Series kit. Available for immediate delivery in a curated variety of in-stock components, Masters gives you the freedom of configuring your ideal set-up without the restriction of pre-formatted shell packs.



### MASTERS FINISHES

Available in a wide range of Premium and Custom exterior lacquers, Masters drum finishes are hand-applied through Pearl's painstaking thirty-one step process. Choose from over 20 different Transparent, Metallic, Fade, Burst, Sparkle, Swirl, or Stripe Lacquers for your own unique statement.



### SHELLS

5mm 4-ply shell w/4-ply Re-Rings blends hand-selected North American Maple Veneers from Pearl's Masterworks Vault.



|               |  |
|---------------|--|
| SHELL         | 4-Ply, 5mm Maple w/4-ply Reinforcement Rings   |
| SNARE         | Matching 13"x6.5", 14"x5", 14"x6.5", 14"x8"  |
| FINISH        | CHOICE of 28 Hand-Applied Premium or Custom Lacquer Finishes.                          |
| HEADS         | Remo Coated Ambassador, Powerstroke3 Bass  |
| TOM MOUNTS    | R2 Air Tom Suspension System (U.S. Patent #11640814)                                   |
| TOM ARMS      | CHOICE of Pearl's Traditional 7/8" Pipe Holder or 12.7mm Solid L-Arm (Sold Separately) |
| DRUM HARDWARE | Chrome (Standard) Black Nickel, Nickel and Black Chrome (Premium Charge)               |
| HOOPS         | MasterCast Hoops   |
| LUGS          | CL Bridge Lugs   |
| BD MUFFLER    | BDMF   |



# R2AIR

SUSPENSION SYSTEM

TOTALLY BALANCED,  
TONALLY UNITED,  
FLOATING TOM SUSPENSION



## THE EVOLUTION OF TOM MOUNTING TAKES A GIANT LEAP FORWARD.

The physics of drum resonance is about to meet its match. For the first time, totally unrestricted, fully uninhibited, tonally uncolored sound can be drawn from mounted toms, with the Pearl R2 Air Tom Suspension system. U.S. Patent #11640814

Elevate the Physics - and Sound - of Your Drum. R2 Air improves the overall tone of the complete drum kit by delivering the true sound of each mounted tom by creating a transition bridge from toms to floor toms.

## ROCK SOLID, TOTALLY FLEXIBLE TOM POSITIONING.

Pearl is the first drum maker to offer a choice in tom mounting function. The GyroLock gearless positioning system offers the option of vertical placement with a 12.7mm solid L-arm, and the horizontal framing of our traditional 7/8" tube mount. Both offer infinite angle adjustment with a simple turn of the key without compromising sound or security. Unlike other L-arm holders that rely on a limited position, fallible ball-in-socket system, GyroLock's internal locking system can secure any angle without parts that wear over time.



**R2AL**  
FOR 12.7mm VERTICAL ROD

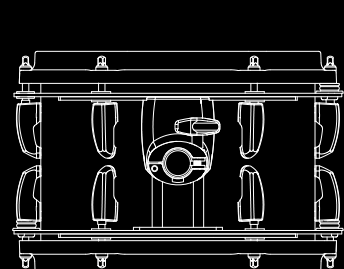


**R2AS**  
FOR 7/8" HORIZONTAL PIPE

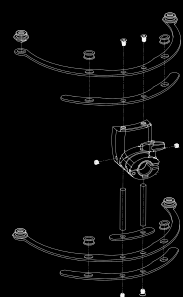


MASTERWORKS SONIC-SELECT STUDIO RECIPE  
IN NATURAL FLAME MAPLE  
**FEATURING**  
R2 AIR / GYROLOCK-L COMBINATION

MASTERWORKS SONIC-SELECT STUDIO RECIPE  
IN NATURAL FLAME MAPLE  
**FEATURING**  
R2 AIR / GYROLOCK STANDARD  
PIPE COMBINATION

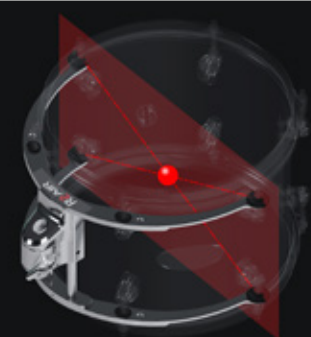


U.S. Patent #11640814



### EXCLUSIVE FOUR-POINT FLOATING ISOLATION PLATFORM.

To attain tonally true sound, every drum would have to be mounted in a floating point at the center of its shell. R2 Air equally balances mounting pressure across two floating points at the top and bottom of each tom. This gives true tonal separation from mounting hardware and enhances sonic output. All mounting hardware is isolated from the shell via the R2 Air's four ResoDisk shock absorption inserts.



### DamperDisk

Sustain and tone can even be fine-tuned with the addition of its included rubber DamperDisk in one of four tension points. This shortens decay for a more pronounced note.



### MEMORY, WHERE YOU NEED IT MOST

GyroLock-L's position settings can be locked in place with the aid of additional memory locks in three separate places. This, plus our new Compass Dial markings, assure teardown and reset that is quick, secure, and repeatable. (US.PAT.11990109)





PROFESSIONAL SERIES

ALL MAPLE SHELL

Est. 1986. An Updated,  
Upgraded, Premium Gigging  
Powerhouse.



A PLAYER-READY DRUM SET PLATFORM FIT FOR ACTIVE GIGGING  
AND TOURING..

From local gigs to national tours, Pearl's updated Professional Series drums have a look and sound that fits in any live performance space. Beginning in 1985, Pearl introduced its legendary MLX drums under the Professional Series banner to bring the powerful Maple sound to the forefront. Today, Professional Series returns with the spirit of the original and a refreshed presence for the experienced drummer.



STANDARD 45°  
BEARING EDGE

Standard 45° – Pearl's original precision edge adds sustain through reduced shell-to-head contact.



OPTIMOUNT SUSPENSION  
SYSTEM

A solid, flexible four point suspension mount for prime shell resonance.



2.3mm SuperHoop II

Made to maintain tuning integrity in heavy play while delivering maximum shell resonance.



RL LUGS

A simple, sleek lug that adds weight to the shell for increased volume.



PMX943BSP/C  
#102 Natural Maple

PMX924BEDP/C + 8"x7"& 13"x9" Tom, 18"x16" Floor Tom,  
22"x18" Bass Drum, 14"x6.5" Snare, and 20"x14" Gong Drum  
#113 Sheer Blue

PERFORMANCE PROVEN

Made for lively sonic warmth from the cockpit, Professional Seris drums broadcast with a broad frequency spectrum on and off the gig. A host of transparent Gloss Lacquer (and one Premium wrap) finishes assure a solid look and feel in varied venues and climates.



HARDWARE

Our classic RL Lug, OptiMount Tom Suspension System, 2.3mm SuperHoop II, and Remo UT Pinstripe heads are added for strength and stability. Finally, to save your stand footprint and cartage load, Pearl's original Uni-Lock independent bass drum mounted tom holders deliver maximum adjustability and positioning without robbing the shells of tone or sustain.



SHELLS

EvenPly-Six (5.4mm) North American Maple - Fuses reduced thickness, cross laminated ply panels for expanded tonal purity and increased resonance.



|               |  |
|---------------|--|
| SHELL         | EvenPly-Six (5.4mm) North American Maple             |
| SNARE         | Matching 14"x 5", 14"x 6.5", 14"x 8"                 |
| FINISH        | Premium Transparent Lacquer and USA Covered Finishes |
| HEADS         | Remo UT Pinstripe Batter Heads                       |
| TOM MOUNTS    | OptiMount Suspension System                          |
| TOM ARMS      | TH1030I x2 (with BB only)                            |
| DRUM HARDWARE | Chrome   |
| HOOPS         | 2.3mm SuperHoop II                                   |
| LUGS          | RL Lugs  |
| BD MUFFLER    | BDMM   |




SESSION STUDIO SELECT

A Completely New Take  
on the Full Spectrum Sound



A TRUE PEARL ORIGINAL, WITH A FRESH, GROOVE INSPIRING VIBE.

Taking a tip from the Masterworks spectrum, Session Studio Select’s unparalleled shell and hardware combination deliver a prime performance choice for the evolving modern drummer. Featuring a vibrant hybrid of Masters-grade Birch and premium African Mahogany, Session Studio Select’s refined sonic balance of punch and smooth low-end is enhanced by a shallow 60-degree bearing edge. Boasting a sophisticated playing experience with a look and feel inspired by our custom shop drums, Session Studio Select delivers true value and pristine presentation to the pro drummer.



**OUTER 60° BEARING EDGE**  
Increases volume and punch without harsh overtones.



**OPTIMOUNT SUSPENSION SYSTEM**  
A solid, flexible four point suspension mount for prime shell resonance.



**2.3mm SuperHoop II**  
Made to maintain tuning integrity in heavy play while delivering maximum shell resonance.



**RL LUGS**  
A simple, sleek lug that adds weight to the shell for increased volume.



**STS924XP/C with STS1414F/C**  
#414 Ice Blue Oyster



**STS904XP/C**  
#852 Black Satin Ash

|               |   |
|---------------|---|
| SHELL         | EvenPly-Six (6-ply, 5.4mm) Birch/African Mahogany |
| SNARE         | 14"x 5.5", 14"x 6.5", or 14"x 8" Matching Wood    |
| FINISH        | Premium Wrapped or Lacquer                        |
| HEADS         | Remo UT Pinstripe Batter Heads                    |
| TOM MOUNTS    | OptiMount Suspension System                       |
| TOM ARMS      | Sold Separately                                   |
| DRUM HARDWARE | Chrome  |
| HOOPS         | 2.3mm SuperHoop II Hoops                          |
| LUGS          | RL Lugs   |
| BD MUFFLER    | BDMM  |

**HARDWARE PARTS**  
Our classic RL Lug, OptiMount Tom Suspension System, 2.3mm Superhoop II hoops, and Remo UT Pinstripe heads are added for strength and stability.

**SHELLS**  
EvenPly-Six Birch/African Mahogany. An unique sonic dichotomy of piercing projection, smooth low-end and pre-EQ'd punch.





# PRESIDENT

A Modern Revival of The  
Darkly Unique Lauan Sound

## DELIVERING A DISTINCTLY CLASSIC PLAYER'S GROOVE.

Drawing from the very origins of Pearl's manufacturing legacy, President Series Deluxe showcases the warm subtlety of our original tone wood for a traditionally full, controlled playing experience. Featuring a 6-ply Lauan shell, this darker toned medium/hardwood was the basis of thousands of shells made by Mitsuo Yanagisawa in Pearl's Chiba, Japan-based drum factory starting in 1961.



### ROUNDED 45° BEARING EDGE

Increased head-to-shell contact boosts mids and highs and helps control overtone spread.



### 2.3mm SuperHoop II

Made to maintain tuning integrity in heavy play while delivering maximum shell resonance.



### BSL LUGS

"The Battleship Lug", BSL100 features the same striking design of the original "C043" lug in a more robust casting for better tuning integrity.



### SHELLS

6-ply 7.5mm Lauan. Loud yet subdued with deep, punchy wallop and plenty of top-end attack.



PSD923XPC + 14"x14" Floor Tom +  
PSD810P/C Single Headed Concert Toms  
#450 Silver Sparkle

PSD903XP/C  
#768 Desert Ripple

## A MODERN TAKE ON A FAMILIAR FAVORITE

President Series Deluxe drums feature prime vintage style without the shortcomings of yesterday's fittings. Available in three shell packs with a host of component add-ons, each President Series Deluxe drum kit comes standard with Remo CS "Black Dot" UT heads, classic felt bass drum muffling strip, shell-mounted cymbal holder, and adjustable "Gullwing" style bass drum spurs.



## SINGLE-HEADED CONCERT TOM SET

A period-correct companion to President Series Deluxe shell packs. Includes 8"x6" and 10"x7" single headed toms with Traditional Slide/Clip mounts.



|                 |   |
|-----------------|---|
| SHELL           | 6-ply 7.5mm Lauan                                   |
| SNARE           | 14" x 5.5" * Sold Separately                        |
| FINISH          | Premium USA Wraps                                   |
| HEADS           | Remo UT CS Black Dot Batters                        |
| SPURS           | BSP835 "Gullwing" Style                             |
| BD CYMBAL MOUNT | CHB75LB   |
| HOOPS           | 2.3mm SuperHoop II                                  |
| LUGS            | Battleship Lugs (BSL100 (Toms), BSL200 (Bass Drum)) |
| BD MUFFLER      | BDMF and Resonant Felt Strip                        |



# CRYSTAL BEAT

Crystal Beat - 50 Years  
(and counting!) of the Original  
Seamless Acrylic Drum Shell



## THE ORIGINAL SEAMLESS ACRYLIC DRUM SET

Beginning in 1973, Pearl established a revolutionary alternative to conventional drum making with Crystal Beat's 7mm molded/seamless Acrylic shell. Its vivid combination of cutting tonal power and stunning visual appeal found an immediate audience with the high-volume power player. Built to Pearl's quality standards to resist the rigors of touring, Crystal Beat drums deliver a straight-tone, powerful sound with an undeniably unique look.



### STANDARD 45° BEARING EDGE

Pearl's original precision edge adds sustain through reduced shell-to-head contact.



### OPTIMOUNT TOM SUSPENSION SYSTEM

A solid, flexible four point suspension mount for prime shell resonance.



### TRIPLE-FLANGED HOOPS

Solid tuning performance with reduced weight.



### CRBL LUGS

Each sleek and efficient lug is individually isolated from shell contact with nylon gaskets to prevent hardware rattle in play.



**CRB503PC**  
#730 Ultra Clear

|               |  |
|---------------|--|
| SHELL         | 6mm (7mm on Bass Drums)<br>Seamless Molded Acrylic                   |
| SNARE         | Matching Free Floater (Sold Separately)                              |
| FINISH        | #730 Ultra Clear   |
| HEADS         | Transparent 2-Ply on Tom Batters<br>Single-Ply Resonant on Bass Drum |
| TOM MOUNTS    | OptiMount Suspension System  |
| TOM ARMS      | Sold Separately  |
| DRUM HARDWARE | Chrome   |
| HOOPS         | Triple-Flanged Hoops   |
| LUGS          | CRBL Lugs  |

### SHELLS

Loud and immediate, delivers pummeling straight tone and yielding feel. Dual 45° bearing edge with a rounded apex, adding control and increased articulation to acrylic's sonic signature.



**Crystal Beat Single-Headed Component Kit**  
#730 Ultra Clear.



# DECADE MAPLE ARTISAN

Pearl Decade Maple  
Artisan Ltd. Edition

GREAT MAPLE TONE WITH A STUNNING NEW LOOK.

Pearl's Decade Maple series drums set a standard for professional features and unbeatable value for the drummer on the rise. This Limited Artisan Edition Decade kit pushes the boundaries further with a luxurious Black Satin Marble veneer laminated to its EvenPly Six, 5.4mm Maple shell.



PREMIUM MAPLE TONEWOOD

Our precision 45-degree edge features a slight back-cut for precise head seating and better sustain.



EXCEPTIONAL HARDWARE APPOINTMENTS

The Opti-Loc Tom Suspension mount offers stable, low-contact tom mounting with the positioning flexibility of our UniLock independent tom holders.



SOLID TUNING STABILITY

Pearl's reliable 1.6mm Triple-Flanged Hoops keep your settings secure.



ARTISAN WOOD VENEER

The uncommon visual nature of this extraordinary all wood veneer adds to the visual and sonic appeal of this Limited Decade kit.



DMPA984SP/C  
#875 Black Satin Marble

BDMM  
BASS DRUM MUFFLER

Brings out the PUNCH in your kick.



HARDWARE

- Uni-Lock gearless Tom Arms.
- R40 Air Suspension Floor Tom feet.
- ND L Lugs: For reliable, rock solid durability and sound.



SHELLS

EvenPly-Six / 5.4mm Maple - Thin (but powerfully strong) Pearl's SST shell reacts quickly to the stroke with beautifully resonant highs and thundering lows.



|               |   |
|---------------|---|
| SHELL         | EvenPly-Six (5.4mm) 100% Maple                            |
| SNARE         | Matching 14"x 5.5"  |
| FINISH        | High-Gloss / Matte Lacquer                                |
| HEADS         | Remo UT Clear Ambassador Tom, Ported UT Powerstroke3 Bass |
| TOM MOUNTS    | Opti-Loc Mounting System                                  |
| DRUM HARDWARE | Chrome  |
| HOOPS         | Triple-Flanged Hoops                                      |
| LUGS          | NDL Lugs  |



# DECADE MAPLE

A Drum Kit  
10 Years in the Making



## BUILT TO PUSH THE BOUNDARIES OF PERFORMANCE AND PRICE

Decade Maple Series drums elevate the playing field for the advancing drummer with pro features and unbeatable value. Over seven decades of Pearl drum craftsmanship and ten full years of research and development culminate in the ideal step up drum kit: Decade Maple Series. Escalating the playing field for the advancing drummer, Decade Maple's featured shell packs are perfect as a primary kit for evolving players or a secondary "gigging" kit for the seasoned pro.



**STANDARD 45° BEARING EDGE**  
Pearl's original precision edge adds sustain through reduced shell-to-head contact.



**OPTI-LOC MOUNTING SYSTEM**  
This three-point isolation mount suspends the drum at two tuning points and one of the drum's air vents for solid, stable play.



**TRIPLE-FLANGED HOOPS**  
Solid tuning performance with reduced weight.



**NDL LUGS**  
Small, efficient, and strong, the NDL lug is designed to hold tuning across all points without taking up too much room on the shell.



**DMP927SP/C**  
#261 Gloss Deep Red Burst

**DMP925SP/C**  
#208 Blue Mirage

### BDMM BASS DRUM MUFFLER

Brings out the PUNCH in your kick.



### HARDWARE

- Uni-Lock gearless Tom Arms.
- R40 Air Suspension Floor Tom feet.
- NDL Lugs: For reliable, rock solid durability and sound.



### SHELLS

EvenPly-Six / 5.4mm Maple - Thin (but powerfully strong) Pearl's SST shell reacts quickly to the stroke with beautifully resonant highs and thundering lows.



|               |   |
|---------------|---|
| SHELL         | EvenPly Six (5.4mm) Maple w/Figured Wood Veneer           |
| SNARE         | Matching 14"x 5.5"  |
| FINISH        | Satin Lacquer   |
| HEADS         | Remo UT Clear Ambassador Tom, Ported UT Powerstroke3 Bass |
| TOM MOUNTS    | Opti-Loc Mounting System                                  |
| DRUM HARDWARE | Chrome  |
| HOOPS         | Triple-Flanged Hoops                                      |
| LUGS          | NDL Lugs  |





The Legends of Tomorrow,  
Play Export Today



## PRIMED FOR A NEW GENERATION OF EXPORT DRUMMERS.

THE EXPORT TRADITION LIVES ON WITH THE BEST-SELLING DRUM SET OF ALL TIME.

Pearl's 40-year pedigree of unbeatable quality and value shines on with today's Export Series. An exceptional SST shell and high impact hardware give the rising player a truly exceptional playing platform. Export Series drums are available in three preconfigured packages with our robust 830 Series hardware; and feature a choice of durable, totally-glued wrap finishes. The Export promise delivers a fully loaded drum set package with all the features to advance your playing voice to new heights. Never settle. Play Export.



### STANDARD 45° BEARING EDGE

Pearl's original precision edge adds sustain through reduced shell-to-head contact.



### OPTI-LOC MOUNTING SYSTEM

This three-point isolation mount suspends the drum at two tuning points and one of the drum's air vents for solid, stable play.



### TRIPLE-FLANGED HOOPS

Solid tuning performance with reduced weight.



### NEL LUGS

Small and elegant for reduced real estate on the shell, but efficient enough for tuning integrity in play.

# EXPORT SERIES DRUMS



**EXX725S/C + EXX22C**  
#779 Metallic Amethyst Twist



**EXX725/C**  
#717 High Voltage Blue

|               |  |
|---------------|--|
| SHELL         | 6-Ply 7.5mm White Poplar                   |
| SNARE         | Matching 14"x5.5"                          |
| FINISH        | Choice of 5 Covered Finishes               |
| HEADS         | Remo Clear Tom Head, Powerstroke Bass Head |
| TOM MOUNTS    | Opti-Loc Mounting System                   |
| TOM ARMS      | TH70I                                      |
| DRUM HARDWARE | Chrome                                     |
| HOOPS         | Triple-Flanged Hoops                       |
| HARDWARE      | P930, BC830, C830, H830, S830              |



### 830 SERIES HARDWARE

Sophisticated, sturdy, and efficient, Export's 830 Series Boom (BC830), Cymbal (C830), and Snare (S830) stands all feature gearless Uni-Lock Tilters for pinpoint positioning, and robust double-braced tripods for stability and security.



### P930 PEDAL

Featuring the longboard styling and feel of Pearl's Demon Drive pedal, the P930 offers two chain drive cam options for power, speed, and control. The matching H830 Hi-Hat stand also features swivel legs that accommodate double pedals.



### SHELLS

Pearl's SST forming process fuses 6-plys of Asian White Poplar into a beautifully resonant 7.5mm drum shell for resonant highs and thundering lows.



MIDTOWN

BIG GIG, SMALL RIG, HUGE SOUND



MT546/C  
#747 Matte Red

SHELLS

6-Ply (7.5 mm) Poplar.  
Quick and biting attack  
with lively overtones.



FINISHES



#33 Pure White



#747 Matte Red



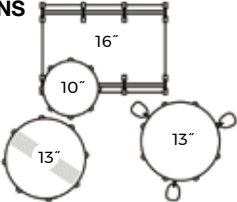
#752 Matte  
Asphalt Black

HARDWARE

Lift used on Midtown  
raises the drum to  
the optimal position  
for your pedal.



CONFIGURATIONS



SETTING THE PULSE FOR THE METROPOLITAN GROOVE

The Midtown Series complete drum set is an ideal platform for on-the-go beatmaking in tight spaces. Its ultra-portable, compact 4-pc. shell pack and included lightweight stands are built for big grooves, from street to stage.

|          |  |
|----------|--|
| SHELL    | 6-Ply (7.5 mm) Poplar  |
| SNARE    | Matching 13"x5.5" Wood Snare Drum  |
| FINISH   | Choice of 3 Covered Finishes   |
| HEADS    | Coated Tom<br>Self-Muffled Bass<br>Coated Snare  |
| TOM ARMS | THNRS  |
| HARDWARE | Included single-braced Cymbal Boom, Hi-Hat, and Snare stands are light weight and rugged enough for easy transport and rapid set-up. |



INSTANTLY PORTABLE

The Midtown Kit's compact size quickly breaks down into two optional gig bags (PMTBGN) for quick transport.

ROCKET TOMS

For striking staccato tone that's both melodic and piercing, Pearl's Rocket Toms are 6" pitched toms in varying lengths made to expand the sonic palette of any drum kit.

Available in sets or as individual components in Aluminum. Finishes: #103 Piano Black, #109 Arctic White, or #730 Ultra Clear Acrylic.



|           |                                     |
|-----------|-------------------------------------|
| AL0612/C  | 6" x 12"                            |
| AL0615/C  | 6" x 15"                            |
| AL0618/C  | 6" x 18"                            |
| AL0621/C  | 6" x 21"                            |
| ALX1215/C | 6" x 12", 6" x 15" (w/ T890)        |
| ALX1821/C | 6" x 18", 6" x 21" (w/ T890)        |
| CRB612/C  | 6" x 12" (Acrylic #730 Ultra Clear) |
| CRB615/C  | 6" x 15" (Acrylic #730 Ultra Clear) |
| CRB618/C  | 6" x 18" (Acrylic #730 Ultra Clear) |
| CRB621/C  | 6" x 21" (Acrylic #730 Ultra Clear) |

COMPACT TRAVELER

|               |   |
|---------------|---|
| BASS DRUM     | 18" w/ Base Frame & L-Arm Handle                      |
| SNARE         | 10" w/ Adjustable Snare Rake                          |
| STANDS        | Sold Separately                                       |
| CARRYING CASE | PSCPCTK (Sold Separately)                             |
| ADD ON PACK   | PCTK1014 Includes 10" & 14" Toms w/ Mounting Hardware |

Take the rhythm on the road with Pearl's totally portable, super playable, ultra affordable beat maker. Perfect for School, Street, Practice, and Stage.



Shown with PCTKT1014  
add on pack\*  
PCTK1810



Pedal sold separately  
PCTK1810

Add on pack (10" & 14" toms  
w/ mounting hardware)  
PCTKT1014

Optional  
Compact  
Traveler Bag  
PSCPCTK

Optional  
Compact Traveler  
Add on Bag  
PSCPCTKADD



RS525SC/C  
#91 Red Wine



ROADSHOW

IT'S YOUR TIME TO PLAY,  
START THE RIGHT WAY!

THE RHYTHM IS IN YOU

Drumming knows no age limit. Regardless of when your rhythmic journey starts, Pearl's Roadshow Series has a drum set package scaled for players of all ages that includes everything you need to get on the road to drumming greatness.

|             |  |
|-------------|--|
| SHELL       | 6-Ply 7mm Asian White Poplar   |
| SNARE       | Matching Wood Snare  |
| FINISH      | Choice of 7 Covered Finishes   |
| HEADS       | Clear Tom Heads, Coated Snare Head, Self-Muffled Bass Head   |
| TOM ARMS    | Individually Locking 7/8" Tube Joint Holders   |
| HARDWARE    | Dual-Chain Drive Bass Drum Pedal<br>Double-Braced Cymbal*, Snare and Hi-Hat Stands, Double-Braced Throne |
| CYMBALS     | 16" Brass Cymbal,<br>14" Brass/ Hybrid Hi-Hat Cymbals  |
| ACCESSORIES | Pro Drum Stick Bag, Two pairs of Maple 5A Sticks   |

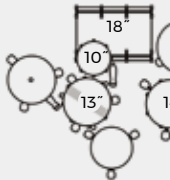
\*Docking Cymbal Boom Arm Included with RS584C/C

CONFIGURATIONS

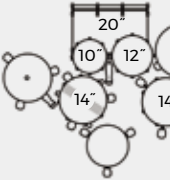
Complete Sets with Hardware,  
Cymbals, and Throne.

Includes CH50/H50/S50\*/P50/D50/  
16" Crash/14" Hi-Hats, Stick Bag, Sticks

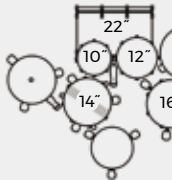
RS584C/C



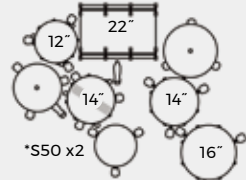
RS505C/C



RS525SC/C



RS525WFC/C



\*S50 x2

THE HEART OF THE ROADSHOW SOUND.

Roadshow is crafted to be everything you'd expect from a Pearl Drum set, featuring 6-ply, 7mm Poplar Shells for power and focus.



RS525WFC/C  
#749 Burnt Orange Sparkle



#31 Jet Black



#33 Pure White



#91 Red Wine



#703 Aqua  
Blue Glitter



#706 Charcoal  
Metallic



#707 Bronze  
Metallic



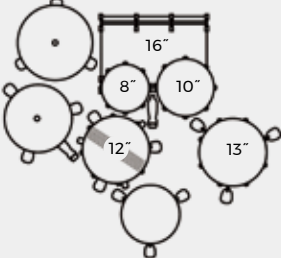
#749 Burnt  
Orange Sparkle

ROADSHOW JR.

Pearl's Roadshow Jr. is NOT a toy. It's a serious, all-in-one, five piece drum set sized for kids under 8-years-old featuring hardware, cymbals, and sturdy White Poplar shell construction for an exceptionally powerful drumming start.

Complete with  
Hardware,  
Cymbals, and  
Throne for  
Drummers under 8.

RSJ465/C



For additional info,  
testimonials, free assembly  
and instructional videos, and  
access to the largest drummer's  
community on the web,  
go to:



#31 Jet Black

#708 Grindstone  
Sparkle



#33 Pure white



# MUSIC CITY CUSTOM

Solid Shell Snare Drums Handcrafted in the USA



## DISCOVER THE SNARE DRUM YOU'VE BEEN WAITING FOR.

A singular tonal expression that elevates your approach to playing - and feeling - the drums.

Pearl's Music City Custom Solid Shell Snare Drums are uniquely refined, American made percussion instruments crafted with time honored precision. Using an old world technique derived from the shipbuilding trade, each solid shell is meticulously hand-formed from a steam treated plank of premium North American lumber.

Each Music City Custom Solid Shell Snare is then drilled with CNC precision before being hand finished and assembled by our Custom Shop team in Nashville, TN.

The natural beauty of each shell is further refined with a hand-rubbed oil finish available in a choice of standard Nashville Natural or with one of our exceptional, exotic inlay options. Pearl's Music City Custom Solid Shell Snare Drums are truly instruments elevated above all others.



Our handcrafted Solid Shell Snare Drums all feature Solid Maple Reinforcement Rings bonded to both top and bottom of the shell interior.

## SOLID SHELL WOOD OPTIONS



**SOLID MAPLE**  
The standard for premium, tonally centered midrange punch and restrained overtone.



**SOLID CHERRY**  
Slightly brighter in tone than Maple with cutting projection. Best suited for a higher velocity stroke.



**SOLID WALNUT**  
A fat growl with a naturally darker tone, the sound of Walnut is a perfect complement to its luxurious grain.



**SOLID ASH**  
Brighter, louder, and with the crack of a homerun hit, the tonal quality of Ash is punchy with extended sustain.

### MUSIC CITY CUSTOM



|          |                                 |
|----------|---------------------------------|
| SHELL    | 8mm w/ 6mm Solid Maple Re-Rings |
| EDGE     | Standard 45°                    |
| HOOPS    | SuperHoop II                    |
| LUGS     | STL100                          |
| RODS     | Stainless Steel                 |
| STRAINER | SR017                           |
| SNARES   | SN1420I (U.S. Patent #7202405)  |

## FINISH AND INLAY OPTIONS

Craft an instrument that truly demands your attention. Each Solid Shell Wood Option is available in your choice of hand rubbed Nashville Natural (without inlay) or configured with one of these exotic inlay options:

#1002  
**KINGWOOD ROYAL INLAY**  
(Shown on 14" x 6.5" Maple)  
Centered Nicotine White Marine Pearl band surrounded by dual Kingwood inlay strips.  
• Available only on 6.5" models



#1003  
**DUOBAND EBONY MARINE INLAY**  
(Shown on 14" x 6.5" Ash)  
A White Nicotine Marine Pearl band surrounded by dual inlay strips of Macassar Ebony.  
• Available only on 6.5" models



#1004  
**BOXWOOD-ROSE TRIBAND INLAY**  
(Shown on 14" x 6.5" Cherry)  
Three thin bands of Artisan Rosewood and Boxwood creates a stunning inlay.  
• Available only on 6.5" models



#1001  
**KINGWOOD CENTER INLAY**  
(Shown on 14" x 5" Maple)  
A dark, dense inlay from the exotic Brazilian Rosewood family with a rich vertical grain.  
• Available on all 5" & 6.5" models



#1005  
**NICOTINE WHITE MARINE INLAY**  
(Shown on 14" x 5" Maple)  
Embeds a single 6mm band of White Nicotine Marine Pearl in the shell center.  
• Available only on 5" models



#1006  
**BOXWOOD-ROSE SINGLE INLAY**  
(Shown on 14" x 5" Walnut)  
A single strip of combined Artisan Rosewood and Boxwood for an elegant inlay.  
• Available only on 5" models



#1007  
**EBONY SINGLE INLAY**  
(Shown on 14" x 5" Maple)  
A solitary center inlay of imported Macassar Ebony.  
• Available only on 5" models





SERIES COMPONENT

Reference One

Reference One 20ply

Pearl Reference One Series Snare Drums feature an staggeringly thick 20-ply blended Maple (14) Birch (6) shell with a 45-degree bearing edge, for focused volume and power with no loss in sensitivity or articulation. All Reference snare drums feature Pearl Mastercast hoops, our unique swiveling STL lug, and patented SR1000 Glide-Lock snare strainer.



Quick, yielding snap with heavy midrange tonality.  
**RF1P1450S20/C**



A sonic dichotomy of versatile crack and guttural punch.  
**RF1C1465S20/C**

| RF1P1450S20/C | 14" x 5"                                |
|---------------|---|
| SHELL         | 20 ply (25 mm) Maple / Birch            |
| HOOPS         | MasterCast (DC1410 / DC1410S)           |
| LUGS          | STL100                                  |
| RODS          | SST5047 (20)                            |
| STRAINER      | SR1000 (U.S. Patents #7220905 #7365256) |
| SNARES        | SN1420I (Using Cord)                    |
| HEADS         | REMO Coated (A)                         |

| RF1P1465S20/C | 14" x 6.5"                              |
|---------------|---|
| SHELL         | 20 ply (25 mm) Maple / Birch            |
| HOOPS         | Mastercast (DC1410 / DC1410S)           |
| LUGS          | STL100                                  |
| RODS          | SST5047 (20)                            |
| STRAINER      | SR1000 (U.S. Patents #7220905 #7365256) |
| SNARES        | SN1420I (Using Cord)                    |
| HEADS         | REMO Coated (A)                         |

Reference One

A nuanced, refined balance of sensitive response and sonic versatility, Reference One Series Snare Drums are an exceptional complement to the total sound of any drum set. Combining an EvenPly blend of hand-curated North American Maple and Birch, the 5.4mm Reference One shell delivers a smooth, resonant quality with heightened top-end pop at the hit. Each snare's hardware selection includes elements that balance overall weight from top to bottom, for supreme sensitivity and crisp projection.



Quick, yielding snap with heavy midrange tonality.  
**RF1P1450S/C**



A sonic dichotomy of versatile crack and guttural punch.  
**RF1P1465S/C**

| RF1P1450S/C | 14" x 5"                                |
|-------------|---|
| SHELL       | EvenPly-Six (5.4mm) Maple 4 + Birch 2   |
| HOOPS       | MasterCast (DC1410 / DC1410S)           |
| LUGS        | STL100                                  |
| RODS        | SST5047 (20)                            |
| STRAINER    | SR1000 (U.S. Patents #7220905 #7365256) |
| SNARES      | SN1420I (Using Cord)                    |
| HEADS       | REMO Coated (A)                         |

| RF1P1465S/C | 14" x 6.5"                              |
|-------------|---|
| SHELL       | EvenPly-Six (5.4mm) Maple 4 + Birch 2   |
| HOOPS       | Mastercast (DC1410 / DC1410S)           |
| LUGS        | STL100                                  |
| RODS        | SST5047 (20)                            |
| STRAINER    | SR1000 (U.S. Patents #7220905 #7365256) |
| SNARES      | SN1420I (Using Cord)                    |
| HEADS       | REMO Coated (A)                         |

Reference One Brass

Reference One Brass - True to the Reference legacy of performance-proven instruments, Reference One Brass Snare Drums deliver unparalleled projection, power, and presence. Combining a formidable 3mm rolled Brass shell with the reduced footprint of our STL Swivel Lugs lets each drum project with bell-like tonal clarity. The addition of MasterCast hoops, our slip free Glide-Lock strainer, and the smooth sensitivity of our Ultra-Sound snare wires make each drum an absolutely vital instrument, from Studio to Stadium.



Crisp, High-End Pop with Fully-Centered Tonal Body.  
**RF1B1450**



A Bold Combination of Bright Attack and Warm Power.  
**RF1B1465**

| RF1B1450 | 14" x 5"                                |
|----------|---|
| SHELL    | 3mm Brass                               |
| HOOPS    | MasterCast (DC-1410 / DC-1410S)         |
| LUGS     | STL-100                                 |
| RODS     | SST-5047 (20)                           |
| STRAINER | SR1000 (U.S. Patents #7220905 #7365256) |
| SNARES   | SN-1420D (U.S. Patent #7202405)         |
| HEADS    | REMO Coated (A)                         |

| RF1B1465 | 14" x 6.5"                              |
|----------|---|
| SHELL    | 3mm Brass                               |
| HOOPS    | MasterCast (DC-1410 / DC-1410S)         |
| LUGS     | STL-100                                 |
| RODS     | SST-5047 (20)                           |
| STRAINER | SR1000 (U.S. Patents #7220905 #7365256) |
| SNARES   | SN-1420D (U.S. Patent #7202405)         |
| HEADS    | REMO Coated (A)                         |

Masters Maple Gum, Masters Maple, Masters Maple Pure Series

Masters Series

With shell recipes from each of the three branches of the Masters Series line-up, Masters Snare Drums' individually versatile nature is prime for the forward-focused drummer. Their collective rhythmic voice sings with the unity of a family of Maple instruments, but with enough tonal variety from model to model to make them totally unique. Available in four sizes and a kaliedescope of dazzling finishes, Masters Snares deliver the excellence you have come to expect from the world's leading drum maker.



MMG, MM6, & MP4 Snare Drums are Available in 13" x 6.5", 14" x 5", 14" x 6.5", and 14" x 8."



Exceptionally well-rounded sound for any groove.  
**MMGP1450S/C**



Solid, high-centered tonal punch with full range body.  
**MMGC1465S/C**

| MMGP1450S/C | 14" x 5"                                |
|-------------|---|
| SHELL       | EvenPly-Six (5.4mm) Maple 4 + Gumwood 2 |
| HOOPS       | MasterCast (DC1410 / 1410S)             |
| LUGS        | CL55                                    |
| RODS        | SST5047 (20)                            |
| STRAINER    | SR17A / SR150E                          |
| SNARES      | SN1420I (U.S. Patent #7202405)          |
| HEADS       | REMO Coated (A)                         |

| MMGC1465S/C | 14" x 6.5"                              |
|-------------|---|
| SHELL       | EvenPly-Six (5.4mm) Maple 4 + Gumwood 2 |
| HOOPS       | MasterCast (DC1410 / 1410S)             |
| LUGS        | CL65                                    |
| RODS        | SST5047 (20)                            |
| STRAINER    | SR17A / SR150E                          |
| SNARES      | SN1420I (U.S. Patent #7202405)          |
| HEADS       | REMO Coated (A)                         |



Full-Spectrum snare power with thick bottom-end focus.  
**MM6P1450S/C**



Powerful attack with thick, mid-heavy overtone.  
**MM6C1465S/C**

| MM6P1450S/C | 14" x 5"                       |
|-------------|--------------------------------|
| SHELL       | 6-ply (7.5mm) Maple            |
| HOOPS       | MasterCast (DC1410 / 1410S)    |
| LUGS        | CL55                           |
| RODS        | SST5047 (20)                   |
| STRAINER    | SR17A / SR150E                 |
| SNARES      | SN1420I (U.S. Patent #7202405) |
| HEADS       | REMO Coated (A)                |

| MM6C1465S/C | 14" x 6.5"                     |
|-------------|--------------------------------|
| SHELL       | 6-ply (7.5mm) Maple            |
| HOOPS       | MasterCast (DC1410 / 1410S)    |
| LUGS        | CL65                           |
| RODS        | SST5047 (20)                   |
| STRAINER    | SR17A / SR150E                 |
| SNARES      | SN1420I (U.S. Patent #7202405) |
| HEADS       | REMO Coated (A)                |



Top-end snap with crisp sensitivity and sustain.  
**MP4P1450S/C**



Wide tuning range from thuddy to cracking volume.  
**MP4C1465S/C**

| MP4P1450S/C | 14" x 5"                           |
|-------------|------------------------------------|
| SHELL       | 4-ply Maple w/4 ply Maple Re-Rings |
| HOOPS       | MasterCast (DC1410 / 1410S)        |
| LUGS        | CL55                               |
| RODS        | SST5047 (20)                       |
| STRAINER    | SR17A / SR150E                     |
| SNARES      | SN1420I (U.S. Patent #7202405)     |
| HEADS       | REMO Coated (A)                    |

| MP4C1465S/C | 14" x 6.5"                         |
|-------------|------------------------------------|
| SHELL       | 4-ply Maple w/4 ply Maple Re-Rings |
| HOOPS       | MasterCast (DC1410 / 1410S)        |
| LUGS        | CL65                               |
| RODS        | SST5047 (20)                       |
| STRAINER    | SR17A / SR150E                     |
| SNARES      | SN1420I (U.S. Patent #7202405)     |
| HEADS       | REMO Coated (A)                    |



SERIES COMPONENT

Professional, Session Series

President , Decade Series

Professional Series

Professional Series Snare Drums are an exceptional avenue for the gigging pro. Their EvenPly shell fuses six reduced thickness layers of cross-laminated North American Maple for expanded tonal purity, increased resonance, and dramatically different snare sensitivity.



PMX1450S/C



PMX1465S/C

| PMX1450S/C14" x 5" |                               |
|--------------------|-------------------------------|
| SHELL              | EvenPly-Six (5.4 mm) Maple    |
| HOOPS              | SuperHoop II (SH1410 / 1410S) |
| LUGS               | CL55                          |
| RODS               | T062 (20)                     |
| STRAINER           | SR017                         |
| SNARES             | S022N                         |
| HEADS              | REMO UT Coated (A)            |

| PMX1465S/C14" x 6.5" |                               |
|----------------------|-------------------------------|
| SHELL                | EvenPly-Six (5.4 mm) Maple    |
| HOOPS                | SuperHoop II (SH1410 / 1410S) |
| LUGS                 | CL65                          |
| RODS                 | T061L (20)                    |
| STRAINER             | SR017                         |
| SNARES               | S022N                         |
| HEADS                | REMO UT Coated (A)            |

President Series

Traditionally full and controlled, President Series Deluxe Snare drums capture the essence of Pearl's unique drum making beginnings. Each drum utilizes Pearl's original wood snare drum format, including Lauan 6-ply shell, rounded 45 degree edges, eight dual "Battleship" lugs, and adjustable internal muffler for a singular, modern-classic feel and sound.



PSD1455SE/C



PSD1455SE/C

| PSD1455SE/C14" x 5.5" |                                |
|-----------------------|--------------------------------|
| SHELL                 | 6 ply (7.5mm) Lauan            |
| HOOPS                 | SuperHoop II (SH1408 / 1408S)  |
| LUGS                  | BSL55                          |
| RODS                  | T062 (16)                      |
| STRAINER              | SR17A / SR-150E                |
| SNARES                | SN1420I (U.S. Patent #7202405) |
| HEADS                 | REMO UT CS Black Dot Clear     |
| INSIDE MUFFLER        | IM-100W                        |

Session Studio Select Series

Session Studio Select snare drums are a true complement to today's rapidly shifting musical landscape. Their thin, 5.4mm EvenPly-Six combination of Masters-grade Birch and African Mahogany yeilds a blend of pre-EQ'd clarity, warmth, and controlled punch. Tonally sophisticated in feel, look, and performance.



STS1455S/C



STS1465S/C

| STS1455S/C14" x 5.5" |  |
|----------------------|--|
| SHELL                | EvenPly-Six (5.4mm) Birch / African Mahogany |
| HOOPS                | SuperHoop II (SH1410 / 1410S)                |
| LUGS                 | CL55   |
| RODS                 | T062 (20)                                    |
| STRAINER             | SR017  |
| SNARES               | S022N  |
| HEADS                | REMO UT Coated (A)                           |

| STS1465S/C14" x 6.5" |  |
|----------------------|--|
| SHELL                | EvenPly-Six (5.4mm) Birch / African Mahogany |
| HOOPS                | SuperHoop II (SH1410 / 1410S)                |
| LUGS                 | CL65   |
| RODS                 | T061L (20)                                   |
| STRAINER             | SR017  |
| SNARES               | S022N  |
| HEADS                | REMO UT Coated (A)                           |

Decade Maple Series

Built to push the boundaries of performance and price, the 6-ply lacquered Maple shell featured in Decade Series snares pack a serious punch. Excellent for elevating your evolving sound to the next level.



DMP1455S/C

| DMP1455S/C14" x 5.5" |                              |
|----------------------|------------------------------|
| SHELL                | EvenPly-Six (5.4 mm) Maple   |
| HOOPS                | 1.6mm Steel (RH1408 / 1408S) |
| LUGS                 | NDL55/C                      |
| RODS                 | TR5052 (16)                  |
| STRAINER             | SR700                        |
| SNARES               | SNW1420                      |
| HEADS                | REMO UT Coated (A)           |




FREE FLOATING

**TASK-SPECIFIC INNOVATION** Pearl's unique Free Floating Snare chassis removes all hardware from the shell to greatly improve resonance and projection.



By combining the tonal character of each shell type with its ideally matched depth, each Free Floating snare drum is engineered to fit a specific task by model and gives you a unique voice for any sonic situation.

The Ultimate Purity Of Sound



**CLICK-LOCK THROW-OFF SYSTEM** Engineered with Polymer bearings for precise and smooth action. Unique nylon grip mechanism locks the snares into place. (U.S. Patent 9082376)

SENSITONE HERITAGE ALLOY

Legendary Snare Tone from Studio to Stage

The Sensitone sound has always been drawn from an amalgamation of The Heritage Alloys (Aluminum, Black-over-Brass, and Steel) for the necessary, immediate tones of yesterday's chart toppers with an undeniably modern sensibility. Sensitone Heritage Alloy snare models employ these three original metal shell types to deliver essential tone and power with the right gig-ready touches.



Deep, rich snare power with short, even sustain decay.  
**FTAL1480**



Ultimate in throaty, deep snare growl. Shortened decay.  
**FTMH1480**

| FTAL1480 | 14" x 8"                       |
|----------|--------------------------------|
| SHELL    | 1.2mm Seamless Aluminum        |
| HOOPS    | MasterCast (DC1410 / DC1410S)  |
| LUGS     | FT80                           |
| RODS     | SST5042 (20)                   |
| STRAINER | SR160F (U.S. Patent 9082376)   |
| SNARES   | SN1442C (U.S. Patent #7202405) |
| HEADS    | REMO Coated (A)                |

| FTMH1480 | 14" x 8"                       |
|----------|--------------------------------|
| SHELL    | 8 ply (10mm) African Mahogany  |
| HOOPS    | MasterCast (DC1410 / DC1410S)  |
| LUGS     | FT80                           |
| RODS     | SST5042 (20)                   |
| STRAINER | SR160F (U.S. Patent 9082376)   |
| SNARES   | SN1442C (U.S. Patent #7202405) |
| HEADS    | REMO Coated (A)                |

| FTPB1465 | 14" x 6.5"                     |
|----------|--------------------------------|
| SHELL    | 1.2mm Phosphor Bronze          |
| HOOPS    | MasterCast (DC1410 / DC1410S)  |
| LUGS     | FT65                           |
| RODS     | SST5042 (20)                   |
| STRAINER | SR160F (U.S. Patent 9082376)   |
| SNARES   | SN1420C (U.S. Patent #7202405) |
| HEADS    | REMO Coated (A)                |

| FTMMH1465 | 14" x 6.5"   |
|-----------|--|
| SHELL     | 6 ply (7.5mm) (4 ply Maple w/2 ply Inner African Mahogany) |
| HOOPS     | MasterCast (DC1410 / DC1410S)                              |
| LUGS      | FT65   |
| RODS      | SST5042 (20)   |
| STRAINER  | SR160F (U.S. Patent 9082376)                               |
| SNARES    | SN1420C (U.S. Patent #7202405)                             |
| HEADS     | REMO Coated (A)  |

| FTBR1450 | 14" x 5"                       |
|----------|--------------------------------|
| SHELL    | 1mm Brass                      |
| HOOPS    | MasterCast (DC1410 / DC1410S)  |
| LUGS     | FT50                           |
| RODS     | SST5042 (20)                   |
| STRAINER | SR160F (U.S. Patent 9082376)   |
| SNARES   | SN1420I (U.S. Patent #7202405) |
| HEADS    | REMO Coated (A)                |

| FTMM1450 | 14" x 5"                       |
|----------|--------------------------------|
| SHELL    | 6 ply (7.5mm) Maple            |
| HOOPS    | MasterCast (DC1410 / DC1410S)  |
| LUGS     | FT50                           |
| RODS     | SST5042 (20)                   |
| STRAINER | SR160F (U.S. Patent 9082376)   |
| SNARES   | SN1420I (U.S. Patent #7202405) |
| HEADS    | REMO Coated (A)                |

| FTSS1435 | 14" x 3.5"                     |
|----------|--------------------------------|
| SHELL    | 1mm Stainless Steel            |
| HOOPS    | MasterCast (DC1410 / DC1410S)  |
| LUGS     | FT35                           |
| RODS     | SST5035 (20)                   |
| STRAINER | SR160F (U.S. Patent 9082376)   |
| SNARES   | SN1420D (U.S. Patent #7202405) |
| HEADS    | REMO Coated (A)                |

| FTBB1435 | 14" x 3.5"                     |
|----------|--------------------------------|
| SHELL    | 6 ply (5.4mm) Birch            |
| HOOPS    | MasterCast (DC1410 / DC1410S)  |
| LUGS     | FT35                           |
| RODS     | SST5035 (20)                   |
| STRAINER | SR160F (U.S. Patent 9082376)   |
| SNARES   | SN1420D (U.S. Patent #7202405) |
| HEADS    | REMO Coated (A)                |



Dry, focused crack with quick decay.  
**STH1450AL**



Full, guttural snare bellow with little overtone.  
**STH1465AL**

| STH1450AL | 14" x 5"                       |
|-----------|--------------------------------|
| SHELL     | 1.2mm Beaded Aluminum          |
| HOOPS     | SuperHoop II (SH1410 / 1410S)  |
| LUGS      | CL55                           |
| RODS      | T061L (20)                     |
| STRAINER  | SR017                          |
| SNARES    | SN1420I (U.S. Patent #7202405) |
| HEADS     | REMO Coated (A)                |

| STH1465AL | 14" x 6.5"                     |
|-----------|--------------------------------|
| SHELL     | 1.2mm Beaded Aluminum          |
| HOOPS     | SuperHoop II (SH1410B / 1410S) |
| LUGS      | CL65                           |
| RODS      | T061L (20)                     |
| STRAINER  | SR017                          |
| SNARES    | SN1420I (U.S. Patent #7202405) |
| HEADS     | REMO Coated (A)                |



Perfect blend of attack and brassy body.  
**STH1450BR**



An elegant solution for punch and warmth.  
**STH1465BR**

| STH1450BR | 14" x 5"                       |
|-----------|--------------------------------|
| SHELL     | 1mm Beaded Black Nickel/Brass  |
| HOOPS     | SuperHoop II (SH1410B / 1410S) |
| LUGS      | CL55                           |
| RODS      | T061L (20)                     |
| STRAINER  | SR017                          |
| SNARES    | SN1420I (U.S. Patent #7202405) |
| HEADS     | REMO Coated (A)                |

| STH1465BR | 14" x 6.5"                     |
|-----------|--------------------------------|
| SHELL     | 1mm Beaded Black Nickel/Brass  |
| HOOPS     | SuperHoop II (SH1410B / 1410S) |
| LUGS      | CL65                           |
| RODS      | T061L (20)                     |
| STRAINER  | SR017                          |
| SNARES    | SN1420I (U.S. Patent #7202405) |
| HEADS     | REMO Coated (A)                |



Full-spectrum, both bright in punch and warm in tone.  
**FTBR1450**



Punchy and smooth. A perfect "go-to" snare.  
**FTMM1450**

| FTBR1450 | 14" x 5"                       |
|----------|--------------------------------|
| SHELL    | 1mm Brass                      |
| HOOPS    | MasterCast (DC1410 / DC1410S)  |
| LUGS     | FT50                           |
| RODS     | SST5042 (20)                   |
| STRAINER | SR160F (U.S. Patent 9082376)   |
| SNARES   | SN1420I (U.S. Patent #7202405) |
| HEADS    | REMO Coated (A)                |

| FTMM1450 | 14" x 5"                       |
|----------|--------------------------------|
| SHELL    | 6 ply (7.5mm) Maple            |
| HOOPS    | MasterCast (DC1410 / DC1410S)  |
| LUGS     | FT50                           |
| RODS     | SST5042 (20)                   |
| STRAINER | SR160F (U.S. Patent 9082376)   |
| SNARES   | SN1420I (U.S. Patent #7202405) |
| HEADS    | REMO Coated (A)                |

| FTSS1435 | 14" x 3.5"                     |
|----------|--------------------------------|
| SHELL    | 1mm Stainless Steel            |
| HOOPS    | MasterCast (DC1410 / DC1410S)  |
| LUGS     | FT35                           |
| RODS     | SST5035 (20)                   |
| STRAINER | SR160F (U.S. Patent 9082376)   |
| SNARES   | SN1420D (U.S. Patent #7202405) |
| HEADS    | REMO Coated (A)                |

| FTBB1435 | 14" x 3.5"                     |
|----------|--------------------------------|
| SHELL    | 6 ply (5.4mm) Birch            |
| HOOPS    | MasterCast (DC1410 / DC1410S)  |
| LUGS     | FT35                           |
| RODS     | SST5035 (20)                   |
| STRAINER | SR160F (U.S. Patent 9082376)   |
| SNARES   | SN1420D (U.S. Patent #7202405) |
| HEADS    | REMO Coated (A)                |



1mm shell for bright, open attack with ringy overtone.  
**FTSS1435**



Dense all Birch shell delivers bright, open attack.  
**FTBB1435**

THE SR017 STRAINER

Simple and effective, the SR017 is a Pearl standard for effortless snare switching and sensitivity control. Its smooth lever action and fine-tuning knob let you dial in the right amount of snare wire saturation to suit your personal sound.





# SIGNATURE SNARES

## Capturing The Exclusive Sound of Drumming Legends

Discover the artist-curated sound that inspired these marquee Pearl players. Each Signature Series snare drum was painstakingly designed by the drummer whose name it bears. This not only shares an element of their sound with you, but gives you the freedom to truly make it your own.



|          | DC1465S                       | 14" x 6.5" |
|----------|-------------------------------|------------|
| SHELL    | 4 ply Maple w/ 4ply Re-Rings  |            |
| HOOPS    | MasterCast (DC1410 / DC1408S) |            |
| LUGS     | STL100                        |            |
| RODS     | SST5047                       |            |
| STRAINER | SR300                         |            |
| SNARES   | S051 (x3) Snappy Wire Snares  |            |
| HEADS    | (Evans) B14G12 / S14H30       |            |
| FINISH   | #119 Matte Black Lacquer      |            |

A Snare Fit for a Legend, Truly in a Class By Itself.



|          | JJ1365N                         | 13" x 6.5" |
|----------|---------------------------------|------------|
| SHELL    | 1 mm Steel                      |            |
| HOOPS    | SuperHoop II (SHB1308B / 1308S) |            |
| LUGS     | CL65B                           |            |
| RODS     | SST5047 (16)                    |            |
| STRAINER | SR017B                          |            |
| SNARES   | S029N                           |            |
| HEADS    | REMO Coated (A)                 |            |
| FINISH   | Matte Black Lacquer             |            |

A Fierce, Ferocious, Fast Snare fit for a Metal Drumming Legend.



|          | MH1460/B                       | 14" x 6" |
|----------|--------------------------------|----------|
| SHELL    | 1.5 mm Brass                   |          |
| HOOPS    | MasterCast (DCB1410 / 1410S)   |          |
| LUGS     | STL55LMH/B                     |          |
| RODS     | SST5052 (20)                   |          |
| STRAINER | SR150B (U.S. Patent 9082376)   |          |
| SNARES   | SN1420I (U.S. Patent #7202405) |          |
| HEADS    | Evans Heavyweight Dry          |          |
| FINISH   | Matte Black Lacquer            |          |

A Snare Drum from the Outer Limits of the Edge.



|          | MM1465S/C                      | 14" x 6.5" |
|----------|--------------------------------|------------|
| SHELL    | 1 mm Steel                     |            |
| HOOPS    | SuperHoop II (SH1410 / 1410S)  |            |
| LUGS     | CL65                           |            |
| RODS     | T061 (20)                      |            |
| STRAINER | SR017                          |            |
| SNARES   | SN1420I (U.S. Patent #7202405) |            |
| HEADS    | Evans Power Center             |            |
| FINISH   | Matte Black Lacquer            |            |

Introducing The World's First "SMART" Snare Drum.



|          | BFM1455S/C                         | 14" x 5.5" |
|----------|------------------------------------|------------|
| SHELL    | 12ply (15mm) Gumwood/Maple/Gumwood |            |
| HOOPS    | MasterCast (DC1410 / 1410S)        |            |
| LUGS     | CL55                               |            |
| RODS     | T062 (20)                          |            |
| STRAINER | SR150 (U.S. Patent 9082376)        |            |
| SNARES   | SN1442I (U.S. Patent #7202405)     |            |
| HEADS    | Evans Power Center                 |            |
| FINISH   | Gloss Gumwood Natural Burst        |            |

A Truly Inspiring Snare Drum.



|          | OH1350                         | 13" x 5" |
|----------|--------------------------------|----------|
| SHELL    | 6 ply (7.5mm) African Mahogany |          |
| HOOPS    | SuperHoop II (SH1308 / 1308S)  |          |
| LUGS     | CL55                           |          |
| RODS     | SST5047 (16)                   |          |
| STRAINER | SR150 (U.S. Patent 9082376)    |          |
| SNARES   | S029N                          |          |
| HEADS    | REMO Coated (A)                |          |
| FINISH   | #140 Natural Mahogany          |          |

A "Power Piccolo" for a Sonic Blend of Power, Projection and Tonal Color.



|          | IP1465                                | 14" x 6.5" |
|----------|---------------------------------------|------------|
| SHELL    | 1 mm Beaded Steel                     |            |
| HOOPS    | SuperHoop II (SH1410 / 1410S)         |            |
| LUGS     | TB65                                  |            |
| RODS     | SST5042 (20) w/ Tension Rod Lock Nuts |            |
| STRAINER | SR017                                 |            |
| SNARES   | S022N                                 |            |
| HEADS    | REMO Coated (A)                       |            |
| FINISH   | Chrome                                |            |

A Timeless, Innovative Collaboration with a True Rock Legend.



HYBRID EXOTIC & ULTRA CAST

SPACE AGED PRECISION THROUGH ADVANCED SNARE CRAFTING.

For the ultimate in power and prestige, Pearl's Ultracast Aluminum Snares and limited Hybrid Exotic models offer stark, head-turning voices that stick out from the crowd.



Quick, yielding snap with heavy midrange overtones.  
HEP1450

|          | HEP1450                                 | 14" x 5" |
|----------|---|----------|
| SHELL    | VectorCast                              |          |
| HOOPS    | SuperHoop II (SH1410 / 1410S)           |          |
| LUGS     | STL100                                  |          |
| RODS     | SST5047 (20)                            |          |
| STRAINER | SR1000 (U.S. Patents #7220905 #7365256) |          |
| SNARES   | SN1420C (U.S. Patent #7202405)          |          |
| HEADS    | REMO Coated (A)                         |          |



UCA1450/B



UCA1465/B

|          | UCA1450/B                                | 14" x 5" |
|----------|--|----------|
| SHELL    | 3mm Cast Aluminum w/Reinforcement        |          |
| HOOPS    | SuperHoop II (SHB1410 / 1410S)           |          |
| LUGS     | TB50B                                    |          |
| RODS     | SST5042 (20)                             |          |
| STRAINER | SR1000B (U.S. Patents #7220905 #7365256) |          |
| SNARES   | SN1420C (U.S. Patent #7202405)           |          |
| HEADS    | Remo Coated (A)                          |          |

|          | UCA1465/B                                | 14" x 6.5" |
|----------|--|------------|
| SHELL    | 3mm Cast Aluminum w/Reinforcement        |            |
| HOOPS    | SuperHoop II (SHB1410 / 1410S)           |            |
| LUGS     | TB65B                                    |            |
| RODS     | SST5042 (20)                             |            |
| STRAINER | SR1000B (U.S. Patents #7220905 #7365256) |            |
| SNARES   | SN1420C (U.S. Patent #7202405)           |            |
| HEADS    | Remo Coated (A)                          |            |

DUOLUXE

THE WORLD'S FIRST INLAID BRASS SNARE DRUM

Pearl celebrates three-quarters of a century of iconic drum sounds with Duoluxe, a modern take our legendary Jupiter snare drum. This classic combination of a chrome-over-brass alloy shell and our trademark dual inverted shell beads is augmented with two finish bands of Nicotine White Marine Pearl inlay. This gives the shell a singular look and adds tonal nuance to its unbridled sound.



Bold and crisp with short midrange overtone.  
DUX1450BR



Fierce and centered mid-to-low sustain.  
DUX1465BR

|          | DUX1450BR                                    | 14" x 5" |
|----------|--|----------|
| SHELL    | 1mm Dual-Beaded Brass / Chrome               |          |
| HOOPS    | SuperHoop II (SH1410/1410S)                  |          |
| LUGS     | BSL55  |          |
| RODS     | SST5042 (20)                                 |          |
| STRAINER | SR17A / SR-150E                              |          |
| SNARES   | SN1420I (U.S. Patent #7202405)               |          |
| HEADS    | REMO Coated (A)                              |          |
| FINISH   | INLAY: #405 Nicotine White Marine Pearl (x2) |          |

|          | DUX1465BR                                    | 14" x 6.5" |
|----------|--|------------|
| SHELL    | 1mm Dual-Beaded Brass / Chrome               |            |
| HOOPS    | SuperHoop II (SH1410/1410S)                  |            |
| LUGS     | BSL55  |            |
| RODS     | SST5055 (20)                                 |            |
| STRAINER | SR17A / SR-150E                              |            |
| SNARES   | SN1420I (U.S. Patent #7202405)               |            |
| HEADS    | REMO Coated (A)                              |            |
| FINISH   | INLAY: #405 Nicotine White Marine Pearl (x2) |            |



STAVECRAFT

A startling addition to any pro drummer's soundscape, each StaveCraft shell starts from two layers of meticulously beveled solid wood staves. Dado-Loc, an old world principal exclusive to these snares, inserts a solid segment of contrasting wood into the center Dado channel formed by each stave. This solid fusion of hardwoods is lathed to a perfectly round 25mm thickness for unparalleled volume and power.



Peak high-end sonic dominance with lively overtone.  
SCD1450AW



Dense, strident snare power with full-compass swagger.  
SCD1465AW

|          | SCD1450AW                                 | 14" x 5" |
|----------|---|----------|
| SHELL    | 25mm Dual Ash Wood Stave w/ Makha DadoLoc |          |
| HOOPS    | MasterCast (DC1410 / 1410S)               |          |
| LUGS     | STL55L                                    |          |
| RODS     | SST5042 (20)                              |          |
| STRAINER | SR150 (U.S. Patent #9082376)              |          |
| SNARES   | SN1420I (U.S. Patent #7202405)            |          |
| HEADS    | Remo USA CS Black Dot Clear               |          |

|          | SCD1465AW                                 | 14" x 6.5" |
|----------|---|------------|
| SHELL    | 25mm Dual Ash Wood Stave w/ Makha DadoLoc |            |
| HOOPS    | MasterCast (DC1410 / 1410S)               |            |
| LUGS     | STL65                                     |            |
| RODS     | SST5042 (20)                              |            |
| STRAINER | SR150 (U.S. Patent #9082376)              |            |
| SNARES   | SN1420I (U.S. Patent #7202405)            |            |
| HEADS    | Remo USA CS Black Dot Clear               |            |



Quick, tight high-range tonal power.  
SCD1450TO



Sensitive, centered low-overtone drive.  
SCD1465TO

|          | SCD1450TO                                  | 14" x 5" |
|----------|--|----------|
| SHELL    | 25 mm Dual Thai Oak Stave w/ Makha DadoLoc |          |
| HOOPS    | MasterCast (DC1410 / 1410S)                |          |
| LUGS     | STL55L                                     |          |
| RODS     | SST5042 (20)                               |          |
| STRAINER | SR150 (U.S. Patent #9082376)               |          |
| SNARES   | SN1420I (U.S. Patent #7202405)             |          |
| HEADS    | Remo USA CS Black Dot Clear                |          |

|          | SCD1465TO                                  | 14" x 6.5" |
|----------|--|------------|
| SHELL    | 25 mm Dual Thai Oak Stave w/ Makha DadoLoc |            |
| HOOPS    | MasterCast (DC1410 / 1410S)                |            |
| LUGS     | STL65                                      |            |
| RODS     | SST5047 (20)                               |            |
| STRAINER | SR150 (U.S. Patent #9082376)               |            |
| SNARES   | SN1420I (U.S. Patent #7202405)             |            |
| HEADS    | Remo USA CS Black Dot Clear                |            |



Cracking tonal pop with short midrange hum.  
SCD1450MK



Thick, cavernous sonic body with cutting punch.  
SCD1465MK

|          | SCD1450MK                                  | 14" x 5" |
|----------|--|----------|
| SHELL    | 25 mm Dual Makha Stave w/ Thai Oak DadoLoc |          |
| HOOPS    | MasterCast (DC1410 / 1410S)                |          |
| LUGS     | STL55L                                     |          |
| RODS     | SST5042 (20)                               |          |
| STRAINER | SR150 (U.S. Patent #9082376)               |          |
| SNARES   | SN1420I (U.S. Patent #7202405)             |          |
| HEADS    | Remo USA CS Black Dot Clear                |          |

|          | SCD1465MK                                  | 14" x 6.5" |
|----------|--|------------|
| SHELL    | 25 mm Dual Makha Stave w/ Thai Oak DadoLoc |            |
| HOOPS    | MasterCast (DC1410 / 1410S)                |            |
| LUGS     | STL65                                      |            |
| RODS     | SST5047 (20)                               |            |
| STRAINER | SR150 (U.S. Patent #9082376)               |            |
| SNARES   | SN1420I (U.S. Patent #7202405)             |            |
| HEADS    | Remo USA CS Black Dot Clear                |            |



UTILITY

VERSATILE DRUMS FOR SECONDARY EFFECTS

**MODERN UTILITY** snare drums are vital instruments. Well-appointed tools of the trade crafted for the informed, current drummer to make the gig great. Priced for the active working player, Modern Utility snares are available in both 100% Maple and Beaded Steel. Flexible enough to add to any setup and strong enough to stand up to constant play, each model has a cool, versatile vibe. Featuring our CL arch lugs and smooth SR700 snare strainer for precise tunability.



See Korn drummer Ray Luzier's performance test of each Modern Utility snare at



MUS1480M/C



MUS1410FM/C



Leg Brackets:  
FTB07 (x3)



MUS1455M/C



MUS1465M/C



MUS1350M/C



MUS1270M/C

|          | MUS1480M                             | 14" x 8" |
|----------|--------------------------------------|----------|
| SHELL    | 6 ply (5.4mm) Maple                  |          |
| HOOPS    | 1.6mm Steel (RH1408 / 1408S)         |          |
| LUGS     | CL100                                |          |
| RODS     | TR5047 (16)                          |          |
| STRAINER | SR700                                |          |
| SNARES   | SNW1420                              |          |
| HEADS    | REMO UT Coated (A)                   |          |
| FINISH   | #224 Matte Natural, #227 Satin Black |          |

|          | MUS1410FM                      | 14" x 10" |
|----------|--------------------------------|-----------|
| SHELL    | 6 ply (5.4mm) Maple            |           |
| HOOPS    | 1.6mm Steel (RH1408 / 1408S)   |           |
| LUGS     | CL100                          |           |
| RODS     | TR5047 (16)                    |           |
| STRAINER | SR017                          |           |
| SNARES   | SNW1420                        |           |
| HEADS    | REMO UT Coated (A) w/Ring Mute |           |
| FINISH   | #220 Satin Brown               |           |

|          | MUS1455M                             | 14" x 5.5" |
|----------|--------------------------------------|------------|
| SHELL    | 6 ply (5.4mm) Maple                  |            |
| HOOPS    | 1.6mm Steel (RH1408 / 1408S)         |            |
| LUGS     | CL55                                 |            |
| RODS     | TR5052 (16)                          |            |
| STRAINER | SR700                                |            |
| SNARES   | SNW1420                              |            |
| HEADS    | REMO UT Coated (A)                   |            |
| FINISH   | #224 Matte Natural, #227 Satin Black |            |

|          | MUS1465M                             | 14" x 6.5" |
|----------|--------------------------------------|------------|
| SHELL    | 6 ply (5.4mm) Maple                  |            |
| HOOPS    | 1.6mm Steel (RH1408 / 1408S)         |            |
| LUGS     | CL65                                 |            |
| RODS     | TR5047 (16)                          |            |
| STRAINER | SR700                                |            |
| SNARES   | SNW1420                              |            |
| HEADS    | REMO UT Coated (A)                   |            |
| FINISH   | #224 Matte Natural, #227 Satin Black |            |

|          | MUS1350M                             | 13" x 5" |
|----------|--------------------------------------|----------|
| SHELL    | 6 ply (5.4mm) Maple                  |          |
| HOOPS    | 1.6mm Steel (RH1308 / 1308S)         |          |
| LUGS     | CL55                                 |          |
| RODS     | TR5047 (16)                          |          |
| STRAINER | SR700                                |          |
| SNARES   | SNW-1316                             |          |
| HEADS    | REMO UT Coated (A)                   |          |
| FINISH   | #224 Matte Natural, #227 Satin Black |          |

|          | MUS1270M                             | 12" x 7" |
|----------|--------------------------------------|----------|
| SHELL    | 6 ply (5.4mm) Maple                  |          |
| HOOPS    | 1.6mm Steel (RH1206 / 1206SL)        |          |
| LUGS     | CL65                                 |          |
| RODS     | TR5057 (12)                          |          |
| STRAINER | SR700                                |          |
| SNARES   | SNW-1216                             |          |
| HEADS    | REMO UT Coated (A)                   |          |
| FINISH   | #224 Matte Natural, #227 Satin Black |          |



COLLABORATION

CASEY COOPER @COOP3RDRUMM3R

**THE IGNITER** To capture the searing energy of drumming for a new generation of players, Pearl collaborated with viral video drummer Casey Cooper to create The Igniter. Specifically created to instantly improve the sound of any student drum kit, it's a fantastic value to keep the fire of drumming burning bright!



|          | CC1450S/C                    | 14" x 5" |
|----------|------------------------------|----------|
| SHELL    | 6 ply (6.8mm) Poplar / Maple |          |
| HOOPS    | 1.6mm Steel (RH1408 / 1408S) |          |
| LUGS     | CL55                         |          |
| RODS     | TR5047 (16)                  |          |
| STRAINER | SR700                        |          |
| SNARES   | SNW1420                      |          |
| HEADS    | REMO UT Coated (A)           |          |
| FINISH   | Artisan II Flame Finish      |          |

EFFECTS SNARES



|          | M1060                          | 10" x 6" |
|----------|--------------------------------|----------|
| SHELL    | 6 ply (7.5mm) Maple            |          |
| HOOPS    | SuperHoop II (SH-1006 / 1006S) |          |
| LUGS     | CL-65                          |          |
| RODS     | SST5035 (12)                   |          |
| STRAINER | SR018                          |          |
| SNARES   | S032N                          |          |
| HEADS    | REMO Coated (A)                |          |
| FINISH   | #114 Liquid Amber              |          |



|          | M1270                           | 12" x 7" |
|----------|---------------------------------|----------|
| SHELL    | 8 ply (10.0 mm) Maple           |          |
| HOOPS    | 1.6mm Steel (RIM-1208B / 1208S) |          |
| LUGS     | CL100                           |          |
| RODS     | SST5047 (16)                    |          |
| STRAINER | SR018                           |          |
| SNARES   | S031N                           |          |
| HEADS    | REMO Coated (A)                 |          |
| FINISH   | #114 Liquid Amber               |          |



|          | SFS1335B           | 13" x 3.5" |
|----------|--------------------|------------|
| SHELL    | Steel              |            |
| HOOPS    | 1.6mm Steel        |            |
| LUGS     | MSFL35             |            |
| RODS     | RSHT3235           |            |
| STRAINER | SR02MSFL/SR02EMSFL |            |
| SNARES   | SN13MSFL           |            |
| HEADS    | JH-13C             |            |
| FINISH   | Matte Black        |            |

PICCOLO



|          | B1330                         | 13" x 3" |
|----------|-------------------------------|----------|
| SHELL    | 1mm Brass                     |          |
| HOOPS    | 1.6mm Steel (RIM1308 / 1308S) |          |
| LUGS     | CL05                          |          |
| RODS     | T055 (16)                     |          |
| STRAINER | SR018                         |          |
| SNARES   | S029N                         |          |
| HEADS    | REMO Coated (A)               |          |
| FINISH   | ---                           |          |



|          | S1330B                        | 13" x 3" |
|----------|-------------------------------|----------|
| SHELL    | 1mm Steel                     |          |
| HOOPS    | 1.6mm Steel (RIM1308 / 1308S) |          |
| LUGS     | CL05                          |          |
| RODS     | T055 (16)                     |          |
| STRAINER | SR018                         |          |
| SNARES   | S029N                         |          |
| HEADS    | REMO Coated (A)               |          |
| FINISH   | Black Finish                  |          |



|          | M1330                                 | 13" x 3" |
|----------|---------------------------------------|----------|
| SHELL    | 6 ply (7.5 mm) Maple                  |          |
| HOOPS    | 1.6mm Steel (RIM1308/1308S)           |          |
| LUGS     | CL05                                  |          |
| RODS     | T055 (16)                             |          |
| STRAINER | SR018                                 |          |
| SNARES   | S029N                                 |          |
| HEADS    | REMO Coated (A)                       |          |
| FINISH   | #114 Liquid Amber, #102 Natural Maple |          |

FIRECRACKER



|          | FCP1250                      | 12" x 5" |
|----------|------------------------------|----------|
| SHELL    | 8 ply (10.0 mm) Poplar       |          |
| HOOPS    | 1.6mm Steel (RIM1206/1206SL) |          |
| LUGS     | CL55 (with Steel Nut)        |          |
| RODS     | T061L (12)                   |          |
| STRAINER | SR018                        |          |
| SNARES   | S031                         |          |
| HEADS    | PTH12C                       |          |
| FINISH   | #271 Ebony Mist              |          |



|          | FCS1050                     | 10" x 5" |
|----------|-----------------------------|----------|
| SHELL    | Steel                       |          |
| HOOPS    | 1.6mm Steel (RIM1006/1006S) |          |
| LUGS     | CL55 (with Steel Nut)       |          |
| RODS     | T061L (12)                  |          |
| STRAINER | SR018                       |          |
| SNARES   | S032                        |          |
| HEADS    | PTH10C                      |          |
| FINISH   | Chrome Plating              |          |





e/TRADITIONAL CONFIGURATION

10", 12" and 14" toms, a 14" snare, and  
PUREtouch Kick Pad. PUREtouch  
Cymbals, ICON e-Rack, MDL1  
Module.  
EM53T



e/HYBRID CONFIGURATION

EMHWP  
The foundation of the e/MERGE electronic drum set is a  
custom designed, chrome plated ICON e-Rack system.

10", 12" and 14" toms, 14" snare, and  
18" acoustic bass drum. PUREtouch  
Cymbals, ICON e-Rack, MDL1  
Module.  
EM53HB

# e/MERGE

**NOT JUST A NEW STANDARD.  
A NEW SOUND. A NEW FEEL. AND, A  
COMPLETELY NEW E-DRUMMING EXPERIENCE.**

e/MERGE is about change, and change in the e-drum market has been way overdue. When we looked closely at every aspect of the current e-drumming experience with KORG, together we knew we could make a dramatic difference. And that difference begins with the all new e/MERGE module. Simple yet elegant in design, the e/MERGE MDL1 module features a full library of high definition, natural, organic and minimally processed acoustic Pearl drums. We then added the very best electronic, world, orchestral and specialty percussion sounds from KORG's vast library of pristine quality samples. But, the module is only part of the change.

There are three key elements that separate e/MERGE from anything that has come before. The MDL1 e/MERGE Module, KORG's amazing WAVE TRIGGER TECHNOLOGY and Pearl's acoustic-like PUREtouch electronic pads and cymbals combine to create an exceptional e-drumming experience.

MDL1



**e/MERGE MDL1 MODULE** Simple, straight forward yet extremely powerful, the MDL1 module offers, a pair of powerful multicore processors, a full library of acoustic Pearl drums recorded in one of the world's most renowned studios, pristine samples from KORG's library and the variety of routing options every e-drummer needs.



**WAVE TRIGGER TECHNOLOGY** This ultra-fast and highly sensitive technology partially based upon KORG's groundbreaking Wave Drum allows even your stick choice to make a discernible difference in the sound of your drum. Wave Trigger Technology speed adds a realism to the playing experience never before available to the e-drummer.

## PUREtouch

**PUREtouch PADS & CYMBALS**  
Perfectly sized pads designed to replicate the ultimate acoustic-like response. PUREtouch features layer upon layer of specially designed materials each selected for a specific quality that together create an e-experience never before possible.

### MODULE SPECIFICATIONS



|                            |  |
|----------------------------|--|
| <b>SOUND GENERATOR</b>     | 2 CPU (4 core + 2 core)  |
| <b>POLYPHONY</b>           | 128 Voices   |
| <b>VOICE</b>               | 700 HD Sound Library   |
| <b>DRUM KIT</b>            | 35 HD Kits   |
| <b>EFFECTS</b>             | 36   |
| <b>SONG RECORDING TYPE</b> | 44.1kHz, 16 Bit WAV  |
| <b>SONG RECORDING TIME</b> | Approximately 12 Hours   |
| <b>CLICK TEMPO</b>         | 30 - 300BPM  |
| <b>BEAT</b>                | 1/2 - 24/2, 1/4 - 24/4, 1/8 - 24/8, 1 - 24/8T, 1/16 - 24/16 (T=Triplet)  |
| <b>CLICK VOICES</b>        | 10   |
| <b>CONTROLLERS</b>         | Knobs and Ambient Slider Control   |
| <b>DISPLAY</b>             | 3.25" x 1" Graphic LCD   |
| <b>CONNECTORS</b>          | Master Out L/Mono & R<br>Direct Out (8)<br>Headphones Out<br>Aux In TRS Mini<br>Main Trigger inputs (DB-25 Connector)<br>Accessory Inputs (3)<br>USB to PC Port (Transport USB Audio & MIDI Data)<br>USB-A (for WAV files and Settings Data) |
| <b>MIDI</b>                | USB-A (for WAV files and Settings Data)  |
| <b>POWER SUPPLY</b>        | MIDI Output  |
| <b>DIMENSIONS, WEIGHT</b>  | 100-120V, 50-60Hz, Switching Power Supply<br>2.2lbs, 9"W x 7.5"D x 2"H   |



# MIMIC PRO



Download MIMIC PRO Software  
Updates and User Manual at  
[pearl-electronics-support.com](http://pearl-electronics-support.com)



Powered by Slate



MIMP24B

## MIMIC PRO POWERED BY SLATE

### STATE OF THE ART FEATURES:

- 7" IPS Touch Screen with Programmable Data Wheel
- 120GB Solid State drive
- 16 Dual Zone Inputs
- 16 Programmable Audio Outputs
- MIDI In and Out
- High Quality Digital to Analog Converters
- Two completely separate mixers for headphone and Main outs (Drummer gets a personal mix with and without effects independent of Main outputs)
- Import Wave, Aiff or MP3 sound files
- Compatible with most pads on the market
- Steven Slate Drums 5 Library
- 24 bit multi channel sample library with separate adjustment of Close, Overhead and Room mics
- Onboard effects include EQ, Compression, Reverb with Room Sizes
- Individual Cymbal Volume Adjustments for Bell, Bow, Edge, Chik and Splash
- All AUX and Cymbal inputs have choke function
- Supports triple and dual zone cymbals and dual zone hi hat
- SD card slot and USB
- Additional Instruments and Libraries will be available
- Stereo Aux In and Onboard Metronome
- Internal Recording for Loops and/or Performances

**THE MOST AMAZING  
DRUM MODULE  
THE WORLD HAS  
EVER KNOWN.**

**SERIOUSLY,  
IT'S THAT GOOD.**



Superior sound, accurate triggering and connectivity are the most important features of a drum module. Pearl Drums and Steven Slate have joined forces to create "Mimic Pro" - the world's most advanced percussion sound source for studio and live performance applications.

At the heart of this ground breaking unit is the new Steven Slate 5 drum library that features multi-channel drum samples recorded in world class studios. Each instrument supports adjustment of Attack, Sustain, Release, Tune, Pan and volume. Instead of substituting digital effects to create ambience, these instruments use the actual ambient recordings with separate adjustment of close, overhead and room mics.


Mimic Pro is the first drum module to implement a 7" IPS touch screen and the first to offer 2 mixers for independent headphone and front house outputs. Now that the drummer is responsible for triggering loops and other sounds for a performance, Mimic Pro can import audio files to trigger from your pads.

Storage is no longer a problem with Mimic's 120GB Solid State Drive and lightning fast loading time. Speaking of connectivity, Mimic Pro is compatible with Pearl TruTrac pads and a host of pads from other manufacturers. Top that off with sixteen audio outs, 16 Trigger inputs, independent SD card Slot, USB and Midi In & Out, Stereo Aux input and you would be hard pressed to find a better option for today's musician.



# malletSTATION

The World's First 3.0 Octave Adjustable Range  
Electronic Mallet Controller



EM1

## malletSTATION™

**PRACTICE, PERFORM, COMPOSE ANYWHERE.**

- USB Powered MIDI Mallet Keyboard Controller
- Universal Compatibility through phone/tablet/laptop
- Tech-Forward Design featuring KMI Smart Fabric Sensors
- Low Note, Adjustable, User defined 3.0 Octave Range (U.S. Patent 10311841)
- Customizable mallet dampening and aftertouch modes for realistic performance techniques
- Natural feeling soft silicone keys, all-weather playing surface
- Assignable buttons and faders for customized control and functions
- Three assignable pedal inputs for expression and sustain
- Hybrid Aluminum and Steel Chassis design for durability and stability
- Optional MIDI Expander to use external MIDI Hardware (sold separately)
- Flexible mounting on desktop, X-stand, or module mounts (sold separately)
- Mounting plates, stands, cases, covers, and other peripherals (available separately)

- 43, 1.75" x 5" soft silicone keys
- 3 faders and 4 buttons, MIDI assignable
- 3 MIDI assignable 1/4" pedal inputs
- Bottom Note Range Shift up/down buttons
- Octave up/down buttons
- 1.6" H x 12.6" W x 49" L • 22.5 lbs

Pearl once again redefines the electronic percussion experience by introducing the revolutionary EM1 malletSTATION adjustable range electronic mallet controller.


The EM1 malletSTATION is a 3.0 octave adjustable range electronic mallet controller designed for all levels of player, from the beginning student through the gigging professional. The adjustable range function allows you to set the fundamental diatonic note of the instrument to what you need—low D xylophone? No problem! Powered exclusively by USB Bus Power, the malletSTATION is designed to be used with Mac, PC, iPad, iPhone, and Android devices, making it the first truly portable mallet percussion controller on the market.

Designed in collaboration with Keith McMillen Instruments, malletSTATION's tech-forward design features KMI's Smart Fabric Sensor technology allowing the silicone bar material to have an extremely sensitive, natural response, including mallet dampening and aftertouch control, and all can be easily tailored to your individual playing style. The EM1 features a master control section, with 3 programmable faders, 4 programmable buttons, and the fixed function low note and octave shift buttons. In addition, three assignable pedal inputs allow for flexibility in performance such as sustain, expression, or any MIDI parameter of your choice. These controls are fully programmable through a software editor so changing your configuration is as easy as clicking a mouse.


This is the controller that will grow with you throughout your playing career—from music apps on your phone or tablet, to professional digital audio workstations and sound libraries—your sounds and even the instruments you play are only limited by the software you run.




Shown Mounted on Vibraphone with Field Frame



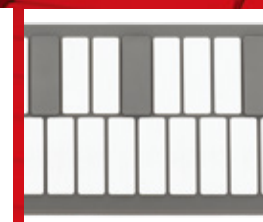
Sleek, modern design with an ultra thin 1.6" profile



1.75" x 5" Soft Silicone Keys powered by KMI Smart Fabric Sensor Technology



Software Assignable Control Panel with 3 Faders, 4 Buttons, plus Low Note and Octave Shift (U.S. Patent 10311841)



Moveable Accidental "Gap Caps" for visual cues when low note range is adjusted



Jack panel with USB MIDI, MIDI expander port, and 3 MIDI assignable 1/4" pedal inputs



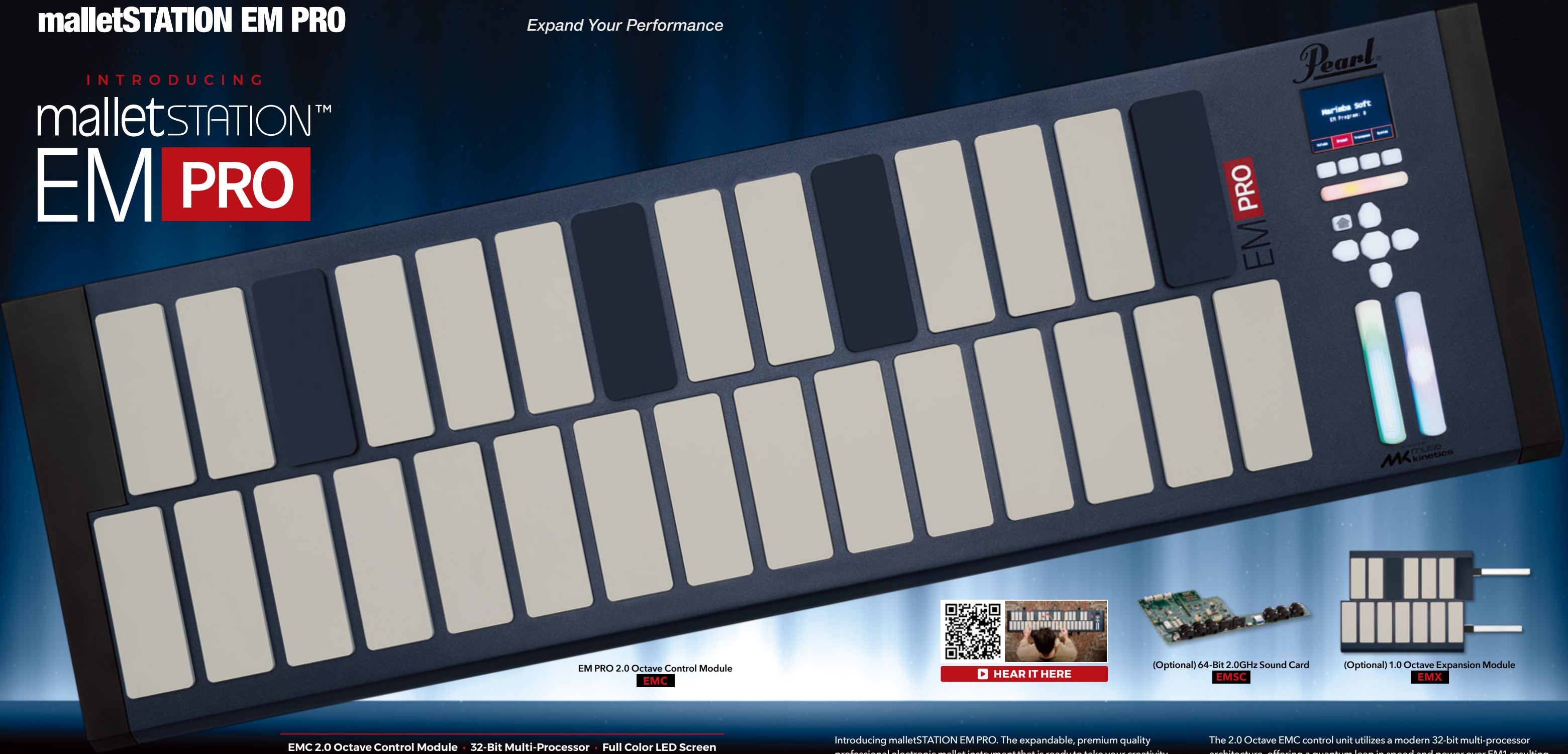
Optional Dual Module Mounts allow malletSTATION to easily mount on racks, stands, and field frames



malletSTATION EM PRO

Expand Your Performance

INTRODUCING  
malletSTATION™  
EM PRO




EM PRO 2.0 Octave Control Module  
**EMC**



[▶ HEAR IT HERE](#)



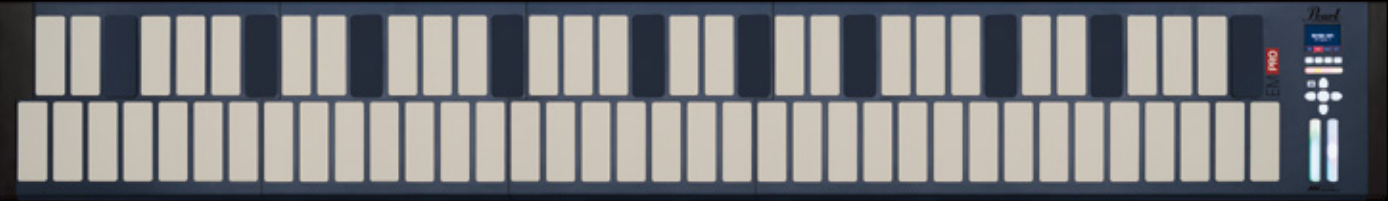
(Optional) 64-Bit 2.0GHz Sound Card  
**EMSC**



(Optional) 1.0 Octave Expansion Module  
**EMX**

**EMC 2.0 Octave Control Module • 32-Bit Multi-Processor • Full Color LED Screen**  
**Natural Feel Silicone Keys • Range Adjustable Up to 5-Octaves**

**THE EXPANDABLE, PREMIUM QUALITY, PROFESSIONAL  
ELECTRONIC MALLET INSTRUMENT OF YOUR DREAMS.**



One **EMC** 2.0 Control Module and Three **EMX** 1.0 Octave Expansion Modules creating a full 5.0 Octave EM PRO Mallet Instrument.

Introducing malletSTATION EM PRO. The expandable, premium quality professional electronic mallet instrument that is ready to take your creativity to places never before possible. Not just an evolution of the original malletSTATION, but a complete departure in purposeful design. Whereas malletSTATION EM1 was designed to be light, portable, and USB-powered for the ultimate go-anywhere mallet controller, EM PRO is all about raw power, ultimate performance, and expandability. EM PRO is built around two separate components that work seamlessly together, allowing you to design the professional performance instrument of your dreams.

The EM PRO platform is comprised of two main components: the EMC Control Unit, and EMX Expansion Unit. The 2.0 octave EMC Control Unit can be used on its own as a compact controller with all the features and functions needed to craft your sound and performance. The EMX expansion octaves can be added to the EMC to create a 3, 4, or 5-octave performance-ready controller that meets the demands of today's music and beyond.

The 2.0 Octave EMC control unit utilizes a modern 32-bit multi-processor architecture, offering a quantum leap in speed and power over EM1 resulting in increased bar precision, accuracy, and extended dynamic range. EM PRO features industry-leading Muse Kinetics Technology, a full-color, multi-line screen for navigation, programmable backlit touch-sensitive buttons and control sliders, both USB and 5-pin MIDI connectivity. The EMSC Sound Card option is a user installed Quad-Core ARM 64-bit 2.0GHz processor sound card enabling complete freedom from a computer tether during live performance featuring high-fidelity instrument recordings from Soundiron.

The EMX Expansion Unit brings creativity and individuality to EM PRO. Simply remove the end cap of the Control Unit and slide on one, two, or three EMX Expansion units to create a 3, 4, or a complete 5-octave professional mallet instrument. Units seamlessly lock together, and the inner aluminum frame structure creates a secure, precise, and rock-solid playing surface. Each expansion Unit also features an additional dedicated onboard processor, so adding multiple expansion units never impacts core performance.



# ELIMINATOR DEMON XR



SEE the **Demon XR** in action  
with design partner George  
Kollias and John Longstreth

The Ultimate In Speed,  
Rebound, And Accuracy.



**ENHANCED REBOUND STROKE**  
Eases High Tempo Single  
and Double Strokes



**DIRECT DRIVE**  
Extreme Speed and Precise,  
Resistance-Free Playability



**SLEEK LONGBOARD**  
Improves Double Stroke Response

**MACHINED ALUMINUM  
CONSTRUCTION**  
Delivers Light,  
Efficient Action

Single Pedal Complete  
**P3500D**

## THE DIRECT-DRIVE TRIPLE THREAT: X-TREME SPEED. X-TREME REBOUND. X-TREME ACCURACY.

Developed in conjunction with the world's top drumming talents for speed and enhanced rebound in extreme musical situations, The Pearl Demon XR Bass Drum Pedal is your direct path to rapid fire bass drum performance.

Delivering the ultimate in Speed, Rebound, and Accuracy, the Pearl Demon XR (for X-treme Response) Bass Drum Pedal is a true Triple Threat in bass drum pedal performance.

### P3500D BASS DRUM PEDAL

|                    |  |
|--------------------|--|
| DRIVE              | Direct Drive   |
| FOOT BOARD         | Longboard Machined Aluminum                          |
| DRIVE BEARINGS     | NiNJA Low-Friction                                   |
| SPRING             | Extreme High-Tension Spring (Normal Spring included) |
| BEATER             | X-Treme Impact Beater (B350XR)                       |
| TENSION ADJUSTMENT | Click-Lock   |
| CASE               | Included   |
| HOOP CLAMP         | Pivoting Hoop Clamp                                  |

### P3502D DOUBLE BASS DRUM PEDAL

|                    |  |
|--------------------|--|
| DRIVE              | Direct Drive   |
| FOOT BOARD         | Longboard Machined Aluminum                          |
| DRIVE BEARINGS     | NiNJA Low-Friction                                   |
| SPRING             | Extreme High-Tension Spring (Normal Spring included) |
| BEATER             | X-Treme Impact Beater (B350XR)                       |
| TENSION ADJUSTMENT | Click-Lock   |
| CASE               | Included   |
| HOOP CLAMP         | Pivoting Hoop Clamp                                  |
| UNIVERSAL JOINT    | Z-Link Drive Shaft                                   |



**Z-LINK**  
Universal Linkage



**X-TREME IMPACT BEATER**  
Sharp Attack and Low End



Double Pedal Complete  
**P3502D**



### X-TREME SPEED

Its streamlined machine shop design is the result of a two-year research and development project with drummer George Kollias, and delivers a faster, smoother stroke in action.



### X-TREME REBOUND

The key to higher playing speed is in its enchanted rebound action and interchangeable Extreme Spring. This exclusive feature makes repeated strokes in the most extreme musical situations effortless.



### X-TREME ACCURACY

Primed for the high tempo technicality, the Pearl Demon XR is perfect for any drumming style where precision and endurance is key.



DEMON PEDALS

The Fastest, Smoothest, Most Powerful Pedals in the World

DEMON DRIVE  
UNLEASH THE DEMON

Demon Drive's lightning fast power and silky smooth finesse make it the choice of the drumming world's most prolific players. Featuring an amazing array of adjustable features, from beater angle, traction plate grip, and footboard height and angle, Demon Drive truly becomes an extension of your body. Its totally modular design makes it configurable in a variety of single and double pedal setups. Unleash the Demon and find out what custom feel is all about.



U.S. Patent #7579540

A choice of 2 positions for a finesse or power feel. Simply loosen the clamshell to change position.

- Single Pedal Complete P3000D
- Double Pedal Complete (right footed) P3002D
- Double Pedal Conversion Kit (right footed) P3001D
- Double Pedal Complete (left footed) P3002DL

Demon Drive  
(Shown in Shortboard Set Up)  
P3000D



**DIRECT LINK** Dual position adjustment for LIGHT or HEAVY feel, creating a seamless link between your foot and the bass drum.



**CLICK-LOCK** Secures spring tension in high impact play. (U.S. Patent #7754953)



**DUO-DECK FOOTBOARD** The world's first convertible footboard can switch from a traditional shortboard to a longboard pedal in seconds. (U.S. Patent #7626107)

ADJUSTABLE TRACTION PLATE

INDEPENDENT  
BEATER ANGLE AND  
FOOTBOARD HEIGHT  
ADJUSTMENTS

CONTROL  
CORE BEATERS

**CONTROL CORE  
BEATER** w/ Control  
Core Elastomer Center.  
Reduces impact vibration.  
(U.S. Patent #7626108)



**NINJA BEARINGS**  
Designed for Pro  
Skateboarding, each  
bearing features  
micro-polished balls  
for minimal friction and  
unmatched speed.

Direct Drive Double Pedal  
(Shown in Longboard Setting)  
P3002D

| P3000D / P3002D DEMON DRIVE |                       |
|-----------------------------|-----------------------|
| DRIVE                       | Direct Drive          |
| FOOT BOARD                  | Duo-Deck Convertible  |
| DRIVE BEARINGS              | NiNJA Low-Friction    |
| BEATER                      | Control Core          |
| TENSION ADJUSTMENT          | Click-Lock            |
| FOOTBOARD ANGLE             | Infinitely Adjustable |
| BEATER ANGLE                | Infinitely Adjustable |
| CASE                        | Included              |
| HOOP CLAMP                  | Pivoting Hoop Clamp   |

..... DUO-DECK FOOTBOARD

ELIMINATOR  
**DEMON**  
HEAVENLY FEEL... WICKEDLY FAST  
PEDALS

DEMON CHAIN  
TRADITIONAL FEEL AND  
POWER OF A CHAIN

An innovative combination of Demon Drive speed and traditional chain drive feel, the Demon Chain's Perfect Circle cam delivers smooth, consistent response throughout the stroke for pinpoint accuracy and control. A high performance package for the driven power drummer.

PERFECT  
CIRCLE CAM

PIVOTING  
HOOP CLAMP

MULTI FUNCTION DRUM KEY

- Single Pedal Complete P3000D
- Double Pedal Complete (right footed) P3002D
- Double Pedal Conversion Kit (right footed) P3001D
- Double Pedal Complete (left footed) P3002DL

Demon Chain  
(Shown in Longboard Set Up)  
P3000C



**PERFECT CIRCLE CAM**  
Its racing inspired lines  
transfer energy from  
your foot into the head  
with minimal mass and  
maximum speed.



**CHAIN DRIVE**  
This ultra lightweight,  
dual linkage Chain  
features low friction  
rollers for power and  
dependability.

NiNJA BEARINGS

BEATER HEIGHT  
ADJUSTMENT

Chain Drive Double Pedal (Shown in Shortboard Setting)  
P3002C



**Z-LINK DRIVE SHAFT** Delivering the same precise action of the primary pedal in the secondary pedal, the Z-Link features hand assembled, CNC machined construction. Features Pearl's exclusive Zero Latency Universal Joints, and precision radial ball bearings.

| P3000C / P3002C DEMON CHAIN |                                      |
|-----------------------------|--------------------------------------|
| DRIVE                       | Ultralight Chain                     |
| FOOT BOARD                  | Duo-Deck Convertible                 |
| DRIVE BEARINGS              | NiNJA Low-Friction                   |
| DRIVE CAM                   | Perfect Circle "Linear Response" Cam |
| BEATER                      | Control Core                         |
| TENSION ADJUSTMENT          | Click-Lock                           |
| FOOTBOARD ANGLE             | Infinitely Adjustable                |
| BEATER ANGLE                | Infinitely Adjustable                |
| CASE                        | Included                             |
| HOOP CLAMP                  | Pivoting Hoop Clamp                  |



ELIMINATOR : REDLINE

The Key to Ultimate Bass Drum Performance




CHOOSE A CAM  
REDLINE YOUR PERFORMANCE

The world's only pedal featuring the Patented Interchangeable Cam System, Eliminator: Redline's virtually unlimited tunability lets you lock in personally tuned feel, power, and speed. Like having four pedals in one, Redline pushes the boundaries of bass drum performance by fusing the power and flexibility of Pearl's original Eliminator with the fluid speed of our Demon series pedals.

CHAIN OR BELT DRIVE

\*Shown w/ Optional Red Cam



The sprocketless double chain drive on the Eliminator Redline (P2050C) provides super smooth action with powerful and precise feel. The Eliminator Belt Drive model (P2050B) provides a very comfortable, natural feel similar to a direct-drive system.

Eliminator: Redline  
Single Pedal, Chain Drive  
P2050C

|                    | P2050C ELIMINATOR:<br>REDLINE CHAIN | P2052C ELIMINATOR:<br>REDLINE DOUBLE PEDAL, CHAIN | P2050B ELIMINATOR:<br>REDLINE, BELT | P2052B ELIMINATOR:<br>REDLINE DOUBLE PEDAL, BELT |
|--------------------|-------------------------------------|---|-------------------------------------|--|
| Drive              | Sprocketless Double Chain           | Sprocketless Double Chain                         | Steel-Reinforced Rubber Strap       | Steel-Reinforced Rubber Strap                    |
| FOOT BOARD         | Redline Reversible Traction Plate   | Redline Reversible Traction Plate                 | Redline Reversible Traction Plate   | Redline Reversible Traction Plate                |
| DRIVE BEARINGS     | NiNJA Low-Friction                  | NiNJA Low-Friction                                | NiNJA Low-Friction                  | NiNJA Low-Friction                               |
| DRIVE CAM          | Interchangeable Cam                 | Interchangeable Cam                               | Interchangeable Cam                 | Interchangeable Cam                              |
| BEATER             | Control Core Quadbeater             | Control Core Quadbeater                           | Control Core Quadbeater             | Control Core Quadbeater                          |
| TENSION ADJUSTMENT | Click-Lock                          | Click-Lock  | Click-Lock                          | Click-Lock                                       |
| BEATER ANGLE       | Uni-Lock Beater Angle Cam           | Uni-Lock Beater Angle Cam                         | Uni-Lock Beater Angle Cam           | Uni-Lock Beater Angle Cam                        |
| POWERSHIFTER       | Three Position                      | Three Position                                    | Three Position                      | Three Position                                   |
| CASE               | Included                            | Included  | Included                            | Included   |
| HOOP CLAMP         | Roller Cam Hoop Clamp               | Roller Cam Hoop Clamp                             | Roller Cam Hoop Clamp               | Roller Cam Hoop Clamp                            |
| UNIVERSAL JOINT    | ---                                 | Length Adjustable, Latency-Free                   | ---                                 | Length Adjustable, Latency-Free                  |

### INTERCHANGEABLE CAM SYSTEM

Provides a choice of 6 different color-coded cams (4 included and 2 more optional). Quickly changes the power and feel of the pedal to suit your individual playing needs. Changing the cam is as simple as pushing the release button and snapping another in place.

**BLACK CAMTBK**  
Linear action cam

**WHITE CAMTWT**  
Oversized linear cam

**BLUE CAMTBL**  
Progressive cam

**RED CAMTRD**  
Radical progressive cam

**PURPLE CAMPL**  
Aggressive action cam (Optional)

**Eliminator: Redline Double Pedal, Belt Drive P2052B**

**Eliminator: Redline Double Pedal Chain Drive (Shown w/ Included Red Cam Attached) P2052C**

**Eliminator: Redline Series pedals come standard with Custom Carry bags.**

**POWERSHIFTER FUNCTION**

By moving the foot board forward or back, our revolutionary PowerShifter function provides 3 positions to fine tune the power and feel of the pedal. Instantly change the drive angle leverage to create a light, regular, or strong feel.

**NiNJA BEARINGS** Developed by skateboarding engineers for the ultimate in fast, quiet performance, NiNJA Bearings incorporate state of the art micropolished steel balls for incredibly fast and smooth performance.

**INDEPENDENT TRACTION GRIPS** Eliminator Redline's redesigned pedalboard features Pearl's exclusive reversible Traction Plate insert, allowing individual traction grip configuration to suit your exact playing requirements.

**CLICK-LOCK SPRING ADJUSTMENT** w/ NEW Rotor Tension Cradle. Secures spring tension in high impact play. The counter spring adjustment's rolling cradle allows the spring to pivot with each stroke for less resistance. (U.S. Patent #7754953)

**ZERO PLAY HINGE**

Our proprietary stainless steel hinge provides maximum freedom of motion for blazing speed and prevents play between the footboard and heel. U.S. Patent #7179978

**ROLLER CAM HOOP CLAMP**

Mount Adjustment. Quickly adapts to a wide range of hoop thicknesses for the smoothest, most secure grip possible. Easy access to the hoop clamp makes set up and tear down a breeze.

**THE CONTROL CORE QUADBEATER**

Provides four beater surfaces (two hard plastic, two felt) with the added feel of the vibration-free Control Core elastomer center. U.S. Patent #7626108

**UNI-LOCK BEATER ANGLE CAM**

Grips the axle a full 360 degrees, allowing infinite beater angle adjustments. Floating Spring Pendulum design is perfectly centered on the clamp for full bearing movement and maximum smoothness.




# ELIMINATOR SOLO

## ELIMINATOR SOLO : BLACK

Delivering blinding speed and powerful performance, Eliminator Solo bass drum pedals put the fleet footed player in control with all the gliding velocity that made Pearl pedals revolutionary. These no nonsense, streamlined Eliminator models deliver singular, resistance free feel for effortless play and driving performance.


The Solo: Black pedal's even, slightly weighted feel delivers just the right amount of resistance without slowing your stroke - for increased power and less muscle fatigue.



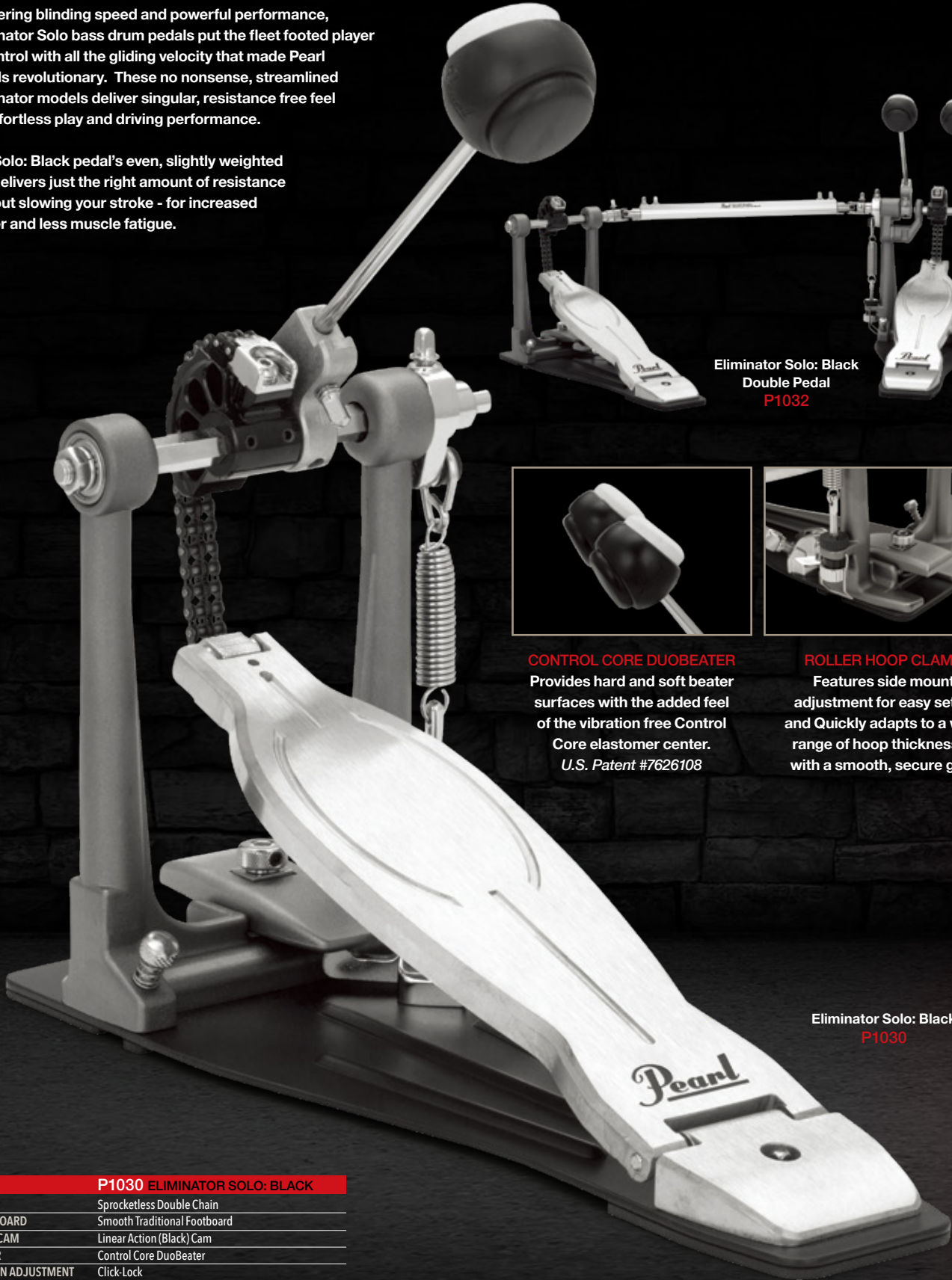
Eliminator Solo: Black Double Pedal P1032



**CONTROL CORE DUOBEATER**  
Provides hard and soft beater surfaces with the added feel of the vibration free Control Core elastomer center.  
U.S. Patent #7626108



**ROLLER HOOP CLAMP**  
Features side mount adjustment for easy setup and Quickly adapts to a wide range of hoop thicknesses with a smooth, secure grip.



Eliminator Solo: Black P1030


| P1030 ELIMINATOR SOLO: BLACK |                              |
|------------------------------|------------------------------|
| Drive                        | Sprocketless Double Chain    |
| FOOT BOARD                   | Smooth Traditional Footboard |
| DRIVE CAM                    | Linear Action (Black) Cam    |
| BEATER                       | Control Core DuoBeater       |
| TENSION ADJUSTMENT           | Click-Lock                   |
| BEATER ANGLE                 | Uni-Lock Beater Angle Cam    |
| POWERSHIFTER                 | Three Position               |
| HOOP CLAMP                   | Roller Cam Hoop Clamp        |

Singular Feel, Eliminator Speed, Priced to Perform. Fly Solo and Set Your Feet Free!

## ELIMINATOR SOLO : RED

Delivering accurate speed and focused performance, the Eliminator Solo: Red bass drum pedal delivers no-nonsense Eliminator feel for the technically decisive player.

Focusing the drive on the accurate feel of the Radical Progressive Action of Eliminator: Redline Red Cam, its shape allows the double chain to better match the motion of your foot. This means smooth movement at the bottom of the stroke with an accelerated PUSH at the top, and quick rebound for reactive doubles.



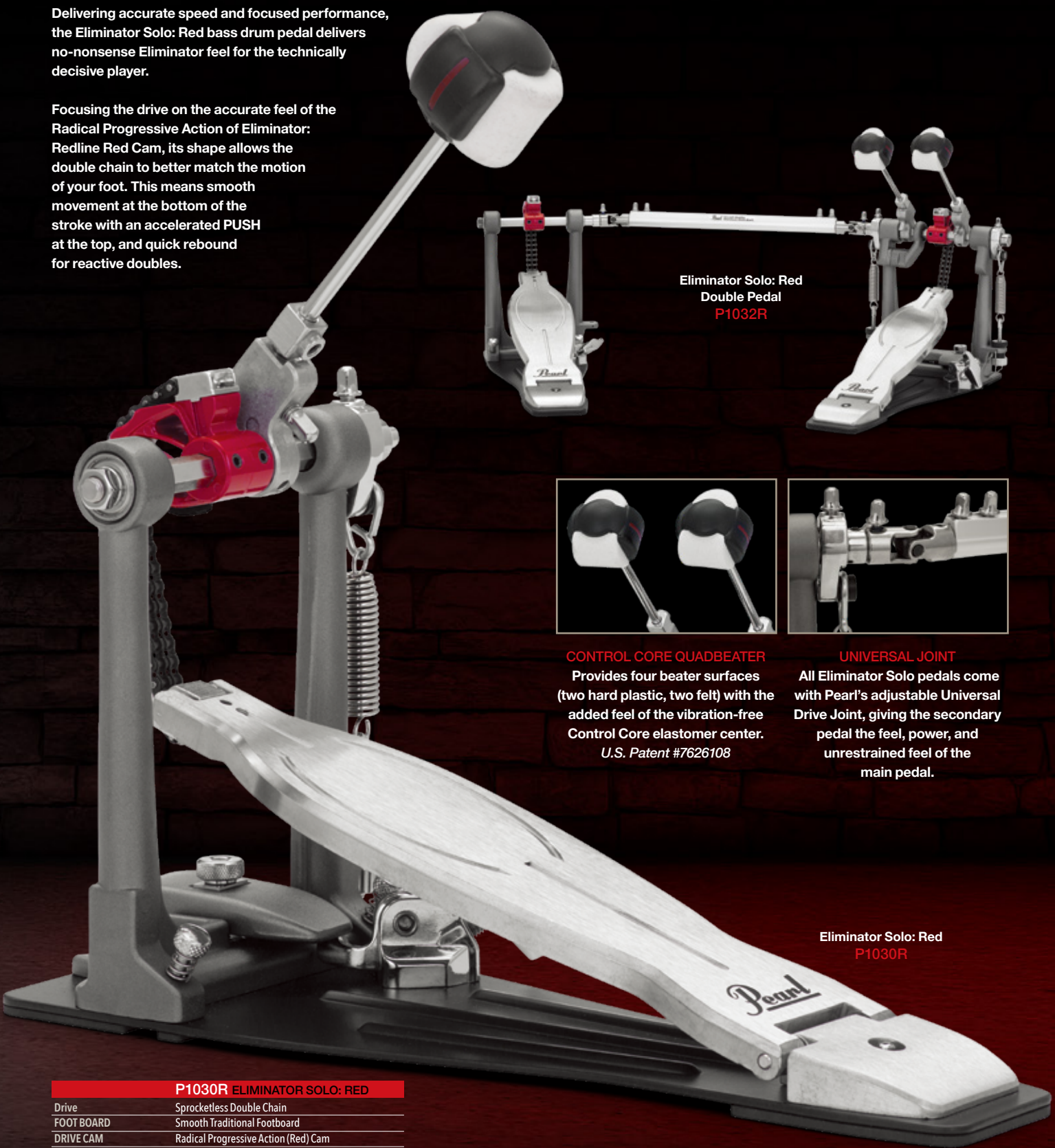
Eliminator Solo: Red Double Pedal P1032R



**CONTROL CORE QUADBEATER**  
Provides four beater surfaces (two hard plastic, two felt) with the added feel of the vibration-free Control Core elastomer center.  
U.S. Patent #7626108



**UNIVERSAL JOINT**  
All Eliminator Solo pedals come with Pearl's adjustable Universal Drive Joint, giving the secondary pedal the feel, power, and unrestrained feel of the main pedal.



Eliminator Solo: Red P1030R

| P1030R ELIMINATOR SOLO: RED |                                      |
|-----------------------------|--------------------------------------|
| Drive                       | Sprocketless Double Chain            |
| FOOT BOARD                  | Smooth Traditional Footboard         |
| DRIVE CAM                   | Radical Progressive Action (Red) Cam |
| BEATER                      | Control Core Quad Beater             |
| TENSION ADJUSTMENT          | Click-Lock                           |
| BEATER ANGLE                | Uni-Lock Beater Angle Cam            |
| POWERSHIFTER                | Three Position                       |
| HOOP CLAMP                  | Roller Cam Hoop Clamp                |



# P930 / P932 PEDALS

## SUPER SMOOTH, EXTREMELY FAST!

Merging quick rebound response of our flagship Demon Drive with the finely-tuned control of our award-winning Eliminator models, the P930 bass drum pedal offers high end performance at a player accessible price. Its longboard playing deck delivers a lighter feel for increased speed, and offers advanced performance control and tunability with two rotor cam options. The ultimate pedal for fast feet on a budget.

| P930 BASS DRUM PEDAL |   |
|----------------------|---|
| Drive                | Single Chain Drive  |
| FOOT BOARD           | Demon Style Long Board  |
| DRIVE CAM            | Perfect Circle Cam w/ Removable Eliminatorstyle Progressive Cam |
| BEATER               | Control Core DuoBeater  |
| TENSION ADJUSTMENT   | Click-Lock  |
| BEATER ANGLE         | Infinite Beater Angle Adjustment                                |
| POWERSHIFTER         | 2 Position Powershifter Function                                |
| HOOP CLAMP           | Adjustable Lever Clamp  |
| UNIVERSAL JOINT      | ---   |

|  |       |
|--|-------|
| Single Pedal Complete                      | P930  |
| Double Pedal Complete (right footed)       | P932  |
| Double Pedal Conversion Kit (right footed) | P931  |
| Double Pedal Complete (left footed)        | P932L |



The P930 pedal is included as an upgrade in the 830 Series hardware pack and comes with Export drum sets.

Single Pedal Complete  
P930

2 POSITION  
POWERSHIFTER  
FUNCTION

Speed and Control for the Masses



Comes standard with Perfect Circle and removable Orange Progressive Cams, for fully tunable performance and increased control.

CONTROL CORE  
DUOBEATER

BEATER HEIGHT  
ADJUSTMENT

INTERCHANGEABLE  
CAM TECHNOLOGY

INFINITE BEATER  
ANGLE ADJUSTMENT

CLICK LOCK  
SPRING TENSION

## P932 DOUBLE PEDAL COMPLETE

Double the speed, power and control with the P932 Double Pedal.

Give your feet the gift of speed at a fraction of the cost of other “less innovative” pedals.

| P932 DOUBLE BASS DRUM PEDAL |   |
|-----------------------------|---|
| Drive                       | Single Chain Drive  |
| FOOT BOARD                  | Demon Style Long Board  |
| DRIVE CAM                   | Perfect Circle Cam w/ Removable Eliminatorstyle Progressive Cam |
| BEATER                      | Control Core DuoBeater  |
| TENSION ADJUSTMENT          | Click-Lock  |
| BEATER ANGLE                | Infinite Beater Angle Adjustment                                |
| POWERSHIFTER                | 2 Position Powershifter Function                                |
| HOOP CLAMP                  | Adjustable Lever Clamp  |
| UNIVERSAL JOINT             | Length and Position Adjustable                                  |




Double Pedal Complete  
P932



**ORANGE PROGRESSIVE CAM**  
Can be removed to reveal the Perfect Circle for further tunability to match your playing style.



**CLICK LOCKSPRINGTENSION**  
maintains perfect tension gig after gig. Set it and forget it. (U.S. Patent #7754953)



**CONTROL CORE DUO BEATER**  
(U.S. Patent #7626108) utilizes an elastomer center to minimize vibration and features two unique playing surfaces (rounded felt and convex hard plastic surface) for quick-shifting tone and feel.



**POWERSHIFTER FUNCTION**  
further tunes the power, feel, and leverage of the pedal by shifting the chain angle forward for lighter feel, or back for increased power.



# P530 DRUM PEDAL

## P530 DRUM PEDAL

With all the speed and function of a pro bass drum pedal at half the price, Pearl's P530 Bass Drum Pedal features a dual chain and Linear Action cam drive for smooth, traditional pedal action and speed. The radius rod frame makes it highly portable for gigging, while features like a two surface DuoBeater and rotor tension axle clamp make it adaptable to virtually any feel or playing style.

Speed, Power, and Value

| P530 BASS DRUM PEDAL |  |
|----------------------|--|
| Drive                | Sprocketless Double Chain                |
| FOOT BOARD           | Standard Length                          |
| DRIVE CAM            | Round/Linear Action                      |
| BEATER               | DuoBeat Two-Surface (Hard Plastic/Felt.) |
| TENSION ADJUSTMENT   | Uni-Lock Beater Angle Cam                |

### DUO BEATER

Made in the long-standing tradition of our professional-standard Double Bass Drum Pedals, the P530 series features details like the two surface DuoBeater. Instantly transform your bass drum sound by choosing the quick attack of the Hard/Plastic side, or the more yielding tone of the Felt side.



### LINEAR ACTION DOUBLE CHAIN DRIVE CAM

The look and feel of the P530 series is inspired by Pearl's timeless Eliminator pedals. Its Linear Action Double Chain Drive Cams let you take every strike to the head with blinding precision..



### EASY TRANSPORT

For easy set-up and tear-down, the P530 series features a side-tensioned Hoop Clamp on the Radius Rod main pedal frame, and a Solid Baseplate on the auxiliary pedal, making it easily adaptable and fully transportable.



Single Pedal Complete  
P530



# P532 DRUM PEDAL

Play Faster, Right From the Starting Line.

| P532 DOUBLE BASS DRUM PEDAL |  |
|-----------------------------|--|
| Drive                       | Sprocketless Double Chain                |
| FOOT BOARD                  | Standard Length                          |
| DRIVE CAM                   | Round/Linear Action                      |
| BEATER                      | DuoBeat Two-Surface (Hard Plastic/Felt.) |
| TENSION ADJUSTMENT          | Uni-Lock Beater Angle Cam                |

With enough pro features to fuel double bass intensity, the P532 is a great way build a foundation for a lifetime of play.

Speed. Power. Feel. These simple basics are the foundation of double bass performance, and Pearl's P532 Double Bass Drum Pedal delivers them all, at an unbelievable value. Its fully adjustable universal joint and twin Linear drive cams let both the auxiliary and main pedals move with the same fluid action, making it adaptable to practically any playing style. Designed with the developing drummer in mind, the P532 is easily adjustable and flexible enough to fit in any performance space.




Double Pedal Complete  
P532

## P830 PEDALS

Light in weight but not in features, the P830's Demon-style longboard increases playing surface for maximum leverage and speed. Its fully adjustable beater angle, Perfect Circle single chain cam, and DuoBeat two-surface beater deliver customizable feel for the player on the move.

| P830 BASS DRUM PEDAL |                                  |
|----------------------|----------------------------------|
| Drive                | Single Chain                     |
| FOOT BOARD           | Demon Style Longboard            |
| DRIVE CAM            | Perfect Circle                   |
| BEATER               | DuoBeat Two-Surface              |
| BEATER ANGLE         | Infinite Beater Angle Adjustment |



Single Pedal Complete  
P830



HI-HAT STANDS

Biggest Advancement In Time-Keeping Since The Wristwatch

Sharing many of the key characteristics of Pearl's Eliminator Redline bass drum pedals, 2050 Series Hi-Hat Stands deliver unparalleled versatility and customization in hi-hat pedal control. The world's-only hi-hat stand featuring the Interchangeable Cam System, 2050 Series stands' customizable options are designed to eliminate resistance, reduce fatigue, and increase performance.

“Night in and night out, Pearl hardware keeps everything right where it should be, and without fail!”  
- OKWA ANDREWS

BRIAN FRASIER-MOORE  
Pink

OKWA ANDREWS  
Brian's Tech



**CLA130**  
Closed Hi-Hat  
Bass Drum Hoop Mounted  
Side-to-Side,  
Forward/Back Adjustable  
Ultragrip Wingnut  
Spring Adjustable  
Cymbal Spread



**CLH930**  
Closed Hi-Hat  
Uni-Lock Tilter  
Gearless UniLock Tilter  
UltraGrip Wing Nuts  
/ Wing Bolts



**CLH70**  
Closed Hi-Hat  
Multi-Angle Quickset Clamp  
Gearless UniLock Tilter  
Ultragrip Wingnut  
Spring Adjustable Wash

The RH2050 Remote Hi-Hat's low-friction cable produces smooth, lag-free performance with the lightning-fast action of the PosiLink Twin Cam drive system. Fast, natural-feeling cymbal play is finally accessible virtually anywhere on the kit, or to facilitate multiple hi-hat system setups.

Pearl's Rapid Lock Super Grip's slip-proof clutch system features a patented 360° lock nut that provides vice-like clamping force for a super grip.

Features Eliminator Solo traditional footboard, double braced swiveling tripod, and gigging weight tubing for touring professionals.

Features Eliminator Solo traditional footboard, single braced swiveling tripod, and reduced weight for gigging professionals.

Features an independent tripod positioned separately from the pedal frame, making it the only flat based hi-hat stand specifically for double pedals.

RH2050

H2050

H1050

H1030

H1030S

H930

H830

H150S

|                    | RH2050   | H2050  | H1050                                    |
|--------------------|--|--|--|
| Height Range       | ---  | 750 - 1030mm   | 700 - 960mm                              |
| Drive              | PosiLink Twin Cam Drive System with Interchangeable Cams | PosiLink Twin Cam Drive System with Interchangeable Cams | Direct Pull Drive System                 |
| Footboard          | Redline Reversible Traction Plate                        | Redline Reversible Traction Plate                        | Redline Reversible Traction Plate        |
| Clutch             | Rapid Lock Clutch (U.S. Patent #9355625)                 | Rapid Lock Clutch (U.S. Patent #9355625)                 | Rapid Lock Clutch (U.S. Patent #9355625) |
| Tension adjustment | Precision Spring Tension Dial                            | Precision Spring Tension Dial                            | Precision Spring Tension Dial            |
| Leg Function       | Swiveling Legs   | Swiveling Legs   | Swiveling Legs                           |
| Leg Tip            | Spike/Rubber Tips  | Spike/Rubber Tips (U.S. Patent #7371953)                 | Spike/Rubber Tips                        |

|                    | H1030                         | H1030S                        | H930                             | H830                             | H150S                             |
|--------------------|-------------------------------|-------------------------------|----------------------------------|----------------------------------|-----------------------------------|
| Height Range       | 760 - 940mm                   | 760 - 940mm                   | 760 - 940mm                      | 610 - 910mm                      | 745 - 865mm                       |
| Drive              | Direct Pull Drive System      | Direct Pull Drive System      | Direct Pull Drive System         | Direct Pull Drive System         | Direct-Pull Drive System          |
| Footboard          | Smooth Traditional Footboard  | Smooth Traditional Footboard  | Demon Style Long Board Footboard | Demon Style Long Board Footboard | Redline Reversible Traction Plate |
| Clutch             | Standard Clutch               | Standard Clutch               | Standard Clutch                  | Standard Clutch                  | Standard Clutch                   |
| Tension adjustment | Precision Spring Tension Dial | Precision Spring Tension Dial | Precision Spring Tension Dial    | ---                              | Precision Spring Tension Dial     |
| Leg Function       | Swiveling Legs                | Swiveling Legs                | Swiveling Legs                   | Swiveling Legs                   | Swiveling Legs                    |
| Leg Tip            | SureGrip Rubber Feet          | ---                           | SureGrip Rubber Feet             | ---                              | ---                               |



**INDEPENDENT TRACTION GRIPS**  
Features Pearl's exclusive reversible Traction Plate and individual traction grips, configurable to suit your individual taste.



**H2050 PRECISION SPRING TENSION DIAL**  
Allows perfect tension control for fine-tuned response.



**H1050 PEDAL HEIGHT ADJUSTMENT**  
The infinite footboard angle adjustment featured on the H2050 and H1050 allows precise height matching in multi-pedal setups.



**CLAMSHELL CLAMP**  
The H2050, H1050, H1030, H1030S, and H930 Hi-Hat Stand uses beefy 1" tubing and clamshell clamps with built in memory locks for superior rigidity.



**HA130**  
Positions your hi-hat next to your bass pedal in double bass set-ups for effortless transitions between pedals.



**H930 HI-HAT STAND**  
The H930 Hi-Hat Stand features our Demon style longboard, double braced tripod w/ swivel function, and precision tension dial.



**H830 HI-HAT STAND**  
The H830 Hi-Hat Stand is standard equipment with our Export series and offers a monochromatic Demon Style longboard design and swivel tripod.



**H150S\* FLAT-BASED SWIVELING HI-HAT**  
The H150S independent tripod is positioned separately from the pedal frame making it the only flat-based hi-hat stand with swiveling legs.



SNARE STANDS

No matter the gig or the drum, Pearl has a stand to accommodate both with security, high function, and chameleon-like diversity.

Every Snare Should Be So Lucky



S1030



S1030D



S930



S930D

Drop basket for deeper snares

|              | S1030  | S1030D   | S930                               | S930D                              |
|--------------|--|--|------------------------------------|------------------------------------|
| Height Range | 480 - 700mm                                    | 310 - 520mm                                    | 470 - 670mm                        | 360 - 570mm                        |
| Fit Snares   | Adjustable Snare Basket: Fits Snares 10" - 16" | Adjustable Snare Basket: Fits Snares 10" - 16" | 10" - 14"                          | 10" - 14"                          |
| Tilter       | GyroLock Tilter: Infinite Angle Adjustability  | GyroLock Tilter: Infinite Angle Adjustability  | Uni-Lock Tilter                    | Uni-Lock Tilter                    |
| Arm Tips     | Air Suspension Rubber Tips                     | Air Suspension Rubber Tips                     | Air Suspension Rubber Tips         | Air Suspension Rubber Tips         |
| Tripod       | Trident Tripod                                 | Trident Tripod                                 | Double Braced Trident Style Tripod | Double Braced Trident Style Tripod |
| Leg Tips     | Oversize Super Grip Rubber Feet                | Oversize Super Grip Rubber Feet                | Sure Grip Rubber Feet              | Sure Grip Rubber Feet              |



S1030 SNARE STAND  
GYROLOCK

Our premier S1030 model features Pearl's 360 degree infinitely adjustable GyroLock tilter for ease-of-use and pinpoint positioning.




S1030 SNARE BASKET

The Pearl S1030 Snare Stand adjusts to fit virtually any size snare from 10" to 16". The Air Suspension rubber tips securely cradle your prized snares while allowing them to fully resonate.



S930D SNARE BASKET

The S930D Snare Stand is a shorter version of the S930 Snare Stand, and is built to comfortably accommodate deeper snare drums.



SPIKED / RUBBER FEET (Sold Separately)

Our CVT300/3 Push Button Spiked/Rubber Feet come in pack of 3 to retrofit on any of our 1030 Series hardware for sure-footed performance on any terrain. (U.S. Patent #7371953)



S930S



S830

Standard with Export Series drums, perfect for local gigging and easy transport



S155ST



S155ST Convertible Tripod Base



S150S



S150S Convertible Tripod Base

Instantly convertible from flush-based to standard tripod

|              | S930S                              | S830                  | S155ST                          | S150S                           |
|--------------|------------------------------------|-----------------------|---------------------------------|---------------------------------|
| Height Range | 420 - 610mm                        | 440 - 650mm           | 440 - 670mm                     | 440 - 640mm                     |
| Fit Snares   | 10" - 14"                          | 13" - 14"             | 12" - 14"                       | 12" - 14"                       |
| Tilter       | Uni-Lock Tilter                    | Uni-Lock Tilter       | Uni-Lock Tilter                 | Gearless Uni-Lock Basket Tilter |
| Arm Tips     | Air Suspension Rubber Tips         | Rubber Grip           | Rubber Grip                     | Rubber basket grips             |
| Tripod       | Single Braced Trident Style Tripod | Double Braced Tripod  | Single Braced, Convertible Flat | Stable Flat-Based Tripod        |
| Leg Tips     | ---                                | Sure Grip Rubber Feet | Spike/Rubber Tips               | Convertible Rubber Feet         |

DRUM THRONES

Sound Ergonomics

MULTI-CORE FOAM TECHNOLOGY: Roadster thrones now feature multiple layers of varied density foam which combine for a better playing foundation and improved feel.



D3500BR



D3500

|              | D3500BR  | D3500                                 |
|--------------|--|---------------------------------------|
| Height Range | 495-665mm  | 495-665mm                             |
| Seat         | Saddle-Style, Multi-Core Foam Cushion  | Saddle-Style, Multi-Core Foam Cushion |
| Legs         | Double Braced Legs   | Double Braced Legs                    |
| StopLock     | Lock/Spin System: Reversible StopLock allows cushion to be secured in place or free spinning depending on preference | Lock/Spin Reversible StopLock System  |
| Notes        | Detachable Backrest Mounts via Single Knob   | Accepts Optional Backrest             |



D1500SP



D1500

|              | D1500SP  | D1500  | D1500S   |
|--------------|--|--|--|
| Height Range | 525 - 630mm  | 495 - 665mm  | 445 - 615mm  |
| Seat         | 15" Vented Round Seat<br>Multi-Core Foam Donut Cushion                                 | 15" Vented Round Seat<br>Multi-Core Foam Donut Cushion | 15" Vented Round Seat<br>Multi-Core Foam Donut Cushion |
| Legs         | Double Braced Legs   | Double Braced Legs                                     | Double Braced Legs                                     |
| StopLock     | Lock/Spin Reversible StopLock System   | Lock/Spin Reversible StopLock System                   | Lock/Spin Reversible StopLock System                   |
| Notes        | Accepts Optional Backrest<br>Built-In Shock Absorber Post w/ Adjustable Spring Tension | Accepts Optional Backrest                              | Accepts Optional Backrest                              |



D1500TGL



D1500RGL

|                   | D1500TGL   | D1500RGL                          |
|-------------------|--|-----------------------------------|
| Height Range      | 495-695mm  | 495 - 695mm                       |
| Seat              | 15" Trilateral Multi-Core Foam Cushion<br>Option of a Saddle or Round top feel | 15" Round Multi-Core Foam Cushion |
| Legs              | Lightweight Aluminum Struts  | Lightweight Aluminum Struts       |
| Height Adjustment | Gas Lift   | Gas Lift                          |
| Notes             | Accepts Optional Backrest  | Accepts Optional Backrest         |



D1500S



DTBR1535

|       | DTBR1535  |
|-------|---|
| Notes | 12.5" x 7" Optional Backrest<br>Formfitting and Breathable<br>Removable Dual Axis Adjustability |



D930



D790



D730S

|              | D930                | D790                | D730S                | D50                  |
|--------------|---------------------|---------------------|----------------------|----------------------|
| Height Range | 470 - 660mm         | 430 - 650mm         | 405 - 605mm          | 495 - 620mm          |
| Seat         | Round Vinyl Cushion | Round Vinyl Cushion | Round Vinyl Cushion  | Round Vinyl Cushion  |
| Legs         | Double Braced Legs  | Double Braced Legs  | Single Braced Tripod | Double Braced Tripod |



D50



CYMBAL STANDS

Welcome to Boom Town

FOR EVERY CYMBAL, THERE IS A PLACE.

Advancing Drum Hardware for Serious Working Drummers since 1946. Through constant setup, teardown, performance, practice, and transport, Pearl has you covered with cymbal stand solutions that are ready to endure constant abuse and keep going.


Pearl hardware is literally the only hardware that you'll ever have to buy and it's all backed by their incredible lifetime warranty!

- TRACY BROUSSARD -

The most technically advanced boom stand ever devised. Perfect for studio or live applications.



BC2030



B1030C



B1030



BC930

|                        | BC2030                              | B1030C                              | B1030                               | BC930                                     |
|------------------------|-------------------------------------|-------------------------------------|-------------------------------------|---|
| Type                   | Boom                                | Curved Boom                         | Boom                                | Boom/Straight                             |
| Height Range           | 800 - 2150mm                        | 820 - 1900mm                        | 820 - 1900mm                        | 830 - 1800mm                              |
| Nut                    | WingLoc                             | WingLoc                             | WingLoc                             | Plastic Wingnut                           |
| Washer                 | Reversible Form / Felt Washer       | Reversible Form / Felt Washer       | Reversible Form / Felt Washer       | Felt Washer                               |
| Cymbal Cup             | Reversible Cup Washer w/ O-ring     | Reversible Cup Washer w/ O-ring     | Reversible Cup Washer w/ O-ring     | Plastic Cymbal Cup                        |
| Tilter                 | GyroLock Tilter                     | GyroLock Tilter                     | GyroLock Tilter                     | Uni-Lock Tilter / Convertible Boom Tilter |
| Pipe Joint             | Clamshell Clamp                     | Clamshell Clamp                     | Clamshell Clamp                     | Clamshell Clamp                           |
| Legs(Tripod)           | Trident Tripod / Double Braced Legs | Trident Tripod / Double Braced Legs | Trident Tripod / Double Braced Legs | Trident Style Tripod / Double Braced Leg  |
| Pipe diameter of stand | 28.6/22.2/15.9mm                    | 28.6/22.2/15.9mm                    | 28.6/22.2/15.9mm                    | 28.6/22.2/15.9mm                          |

Reduced weight for easy gigging transport.



BC930S


Offers lighter weight with advanced appointment designs.



BC830



BC820



BC150S

Features Instantly convertible independent single-braced tripod.

|                        | BC930S                                    | BC830                                     | BC820                                     | BC150S                                    |
|------------------------|---|---|---|---|
| Type                   | Boom/Straight                             | Boom/Straight                             | Boom/Straight                             | Boom/Straight                             |
| Height Range           | 780 - 1800mm                              | 780 - 1480mm                              | 900 - 1740mm                              | 780 - 1300mm                              |
| Nut                    | Plastic Wingnut                           | Plastic Wingnut                           | Plastic Wingnut                           | Plastic Wingnut                           |
| Washer                 | Felt Washer                               | Felt Washer                               | Felt Washer                               | Reversible Felt/Foam Washer               |
| Cymbal Cup             | Plastic Cymbal Cup                        | Plastic Cymbal Cup                        | Plastic Cymbal Cup                        | Plastic Cymbal Cup                        |
| Tilter                 | Uni-Lock Tilter / Convertible Boom Tilter | Uni-Lock Tilter / Convertible Boom Tilter | Uni-Lock Tilter / Convertible Boom Tilter | Uni-Lock Tilter / Convertible Boom Tilter |
| Pipe Joint             | Clamshell Clamp                           | Nylon Bushing Joint                       | Nylon Bushing Joint                       | Nylon Bushing Joint                       |
| Legs(Tripod)           | Trident Style Single Braced Legs          | Double Braced Legs                        | Double Braced Legs                        | Single Braced Tripod                      |
| Pipe diameter of stand | 28.6/22.2/15.9mm                          | 25.4/22.2/15.9mm                          | 22.2mm/15.9mm                             | 19.1 / 15.9 mm                            |

Solid. Stable. Professional.



C1030

Exceptional stability for gigging and touring.



C930

Built for rigid support and light transport.



C930S

Offers lighter weight with advanced appointment designs.



C830

Features Instantly convertible independent single-braced tripod.



C150S



|                        | C1030                               | C930                 | C930S                | C830                | C150S                       |
|------------------------|-------------------------------------|----------------------|----------------------|---------------------|-----------------------------|
| Type                   | Straight                            | Straight             | Straight             | Straight            | Straight                    |
| Height Range           | 770 - 1530mm                        | 760 - 1500mm         | 780 - 1480mm         | 720 - 1480mm        | 670 - 1350mm                |
| Nut                    | WingLoc                             | Plastic Wingnut      | Plastic Wingnut      | Plastic Wingnut     | Plastic Wingnut             |
| Washer                 | Reversible Form / Felt Washer       | Felt Washer          | Felt Washer          | Felt Washer         | Reversible Felt/Foam Washer |
| Cymbal Cup             | Reversible Cup Washer w/ O-ring     | Plastic Cymbal Cup   | Plastic Cymbal Cup   | Plastic Cymbal Cup  | Plastic Cymbal Cup          |
| Tilter                 | GyroLock Tilter                     | Uni-Lock Tilter      | Uni-Lock Tilter      | Uni-Lock Tilter     | Uni-Lock Tilter             |
| Pipe Joint             | Clamshell Clamp                     | Clamshell Clamp      | Clamshell Clamp      | Nylon Bushing Joint | Nylon Bushing Joint         |
| Legs(Tripod)           | Trident Tripod / Double Braced Legs | Trident Style Tripod | Trident Style Tripod | Double Braced Legs  | Single Braced Tripod        |
| Pipe diameter of stand | 28.6/22.2/15.9mm                    | 28.6/22.2/15.9mm     | 28.6/22.2/15.9mm     | 25.4/22.2/15.9mm    | 19.1 / 15.9 / 12.7mm        |



Boomerang Curved Boom Arm with Clamp and Tilter

CHC200



Boomerang Curved Cymbal Boom Arm

CHC100



Boom Arm Cymbal Holder

CH70



Mic Holder

MH70A




Two Way Arm Clamp

DCA180



Arm & Leg Cymbal Adapter (shown w/ DC180)

CHA70



REVERSIBLE FELT / FOAM CYMBAL WASHERS allow four-way control of cymbal "ring" by mixing and matching the "hard" and "soft" surfaces of the washers.



THE TRIDENT TRIPOD uses a full 360° of clamping force via the hinged collar. The inner tube rests in a nylon bushing to prevent metal to metal contact. Heavy duty legs feature lateral bracing for superior ultra quiet rigidity.



REVERSIBLE CUP WASHER w/ O-RING Specially designed to "float" normally or "lock" to prevent noise during recording.



WINGLOC Quick Release Wing Nut Secure, adjustable, spring loaded cymbal nuts for quick set up and tear down.



WL230A



NODAL POINT MARKINGS Pearl's BC2030 features markings on the telescopic tubes that allow cymbals to achieve better clarity and sustain when the tubes are positioned at their respective Nodal Points. (U.S. Patent #9070348)



GYROLOCK TILTERS are infinitely adjustable and provide 360 degree range of motion for precise positioning with one-step convenience.



ICON RACK SYSTEM

The Original Drum Rack, Expanded



RACKS Preconfigured single and three-sided rack packages with rotating support feet.



MASTERWORKS SERIES STUDIO SHELL RECIPE  
in Gloss Natural Artisan Sycamore with Ebony inlay & Black Nickel Hardware

MASTERWORKS SERIES with ICON RACK & e/MERGE  
in Black Sparkle Burst to Granite Sparkle & Black Nickel Hardware



3-Sided Rack  
(\*also available DR008 Expansion Bar)  
DR80

Developed in 1983 with legendary Toto drummer Jeff Porcaro, Pearl's original DR1 Drum Rack was the first freestanding, frame based drum support system available.

Now, Pearl expands the **ICON** (short for **I**ndependent **CON**trol) Rack system with a fresh selection of upgrades and high function mounting options.

| DR80        |                                    |
|-------------|------------------------------------|
| SUMMARY     | 3-Sided Rack                       |
| RAILS       | Black Painted Steel 38.1mm x 910mm |
| PIPES       | Black Painted Steel 38.1mm x 705mm |
| RAIL CLAMPS | PC-8 (x4)                          |



Single Drum Rack, Straight  
w/ PCX100 (x2) & PCL100 (x2)  
DR511

| DR511           |  |
|-----------------|--|
| SUMMARY         | Single Drum Rack, Straight                       |
| RAILS           | Anodized Aluminum Square Bar 40mm x 915mm        |
| PIPES           | Steel 38.1mm x 865mm                             |
| RAIL CLAMPS     | PCX100 (x2)                                      |
| PIPE CLAMPS     | PCL100 (x2)                                      |
| SUPPORT FOOT    | 38.1mm x 475mm (P38475TA x2)                     |
| USABLE RAILAREA | 915mm (965mm From Center of Right to Left Clamp) |



Single Drum Rack, Curved  
w/ PCX100 (x2) & PCL100 (x2)  
DR511C

| DR511C          |  |
|-----------------|--|
| SUMMARY         | Single Drum Rack, Curved                           |
| RAILS           | Anodized Aluminum Square Bar 40mm x 1118mm         |
| PIPES           | Steel 38.1mm x 865mm                               |
| RAIL CLAMPS     | PCX100 (x2)  |
| PIPE CLAMPS     | PCL100 (x2)  |
| SUPPORT FOOT    | 38.1mm x 475mm (P38475TA x2)                       |
| USABLE RAILAREA | 1118mm (1168mm From Center of Right to Left Clamp) |



Three-Sided  
Drum Rack, Straight  
w/ PCX100 (x4) & PCL100 (x2)  
DR513

| DR513            |  |
|------------------|--|
| SUMMARY          | Three-Sided Drum Rack, Straight                  |
| RAILS            | Aluminum, 40mm Square                            |
| PIPES            | Steel 38.1mm x 865mm                             |
| RAIL CLAMPS      | PCX100 (x4)                                      |
| PIPE CLAMPS      | PCL100 (x2)                                      |
| SUPPORT FOOT     | 38.1mm x 475mm (P38475TA x4)                     |
| USABLE RAIL AREA | 915mm (965mm From Center of Right to Left Clamp) |



Three-Sided  
Drum Rack, Curved  
w/ PCX100 (x4) & PCL100 (x2)  
DR513C

| DR513C           |  |
|------------------|--|
| SUMMARY          | Three-Sided Drum Rack, Curved                      |
| RAILS            | Aluminum, 40mm Square                              |
| PIPES            | Steel 38.1mm x 865mm                               |
| RAIL CLAMPS      | PCX100 (x4)  |
| PIPE CLAMPS      | PCL100 (x2)  |
| SUPPORT FOOT     | 38.1mm x 475mm (P38475TA x4)                       |
| USABLE RAIL AREA | 1118mm (1168mm From Center of Right to Left Clamp) |



Straight Drum Rack Expansion Bar  
w/ Support Leg  
DR511E

| DR511E           |  |
|------------------|--|
| SUMMARY          | Straight Drum Rack Expansion Bar w/ Support Leg  |
| RAILS            | Anodized Aluminum Square Bar 40mm x 915mm        |
| PIPES            | Steel 38.1mm x 865mm                             |
| SUPPORT FOOT     | 38.1mm x 475mm (P38475TA x1)                     |
| USABLE RAIL AREA | 915mm (965mm From Center of Right to Left Clamp) |



Curved Drum Rack Expansion Bar  
w/ Support Leg  
DR511CE

| DR511CE          |  |
|------------------|--|
| SUMMARY          | Curved Drum Rack Expansion Bar w/ Support Leg      |
| RAILS            | Anodized Aluminum Square Bar 40mm x 915mm          |
| PIPES            | Steel 38.1mm x 865mm                               |
| SUPPORT FOOT     | 38.1mm x 475mm (P38475TA x1)                       |
| USABLE RAIL AREA | 1118mm (1168mm From Center of Right to Left Clamp) |



Drum Rack Moveable  
w/Support T-Leg  
DR110T

| DR110T           |                                       |
|------------------|---------------------------------------|
| SUMMARY          | Drum Rack Moveable Support T-Leg      |
| RAILS            | ---                                   |
| PIPES            | ---                                   |
| SUPPORT FOOT     | 965mmx64mmRound Chrome w/ P38475TA x1 |
| USABLE RAIL AREA | ---                                   |



# RACK ACCESSORIES

An Industry Icon - The Professional's Choice

## ICON RACK RECIPES


Check out Pearl's ICON Rack Recipe videos at [www.youtube.com/@PearlDrumsUS](https://www.youtube.com/@PearlDrumsUS) for step-by-step instructions on how to get the most from existing and available Pearl Rack parts.

## MOUNTING CLAMPS

Developed for the slip resistant ICON square rack rail and round support pipe. Each dramatically increases the level of setup flexibility and function variety.



**Expandable Pipe Clamp**  
Fits All Icon Rack Leg Posts  
**PCL100**



**Dual Pipe Clamp**  
**PCR100**

**Pipe To Rail Clamp**  
**PCR200**



**Pipe To Rail Clamp**  
**PCR200L**

**Rotating Pipe Accessory Clamp**  
**PCR50X**

**Rotating Dual Pipe Clamp**  
**PCR50R**

**Pipe Accessory Clamp**  
**PCR50L**

**L-Rod Conversion Adaptor**  
**PCR1278**



**Curved Rack Rail Short w/ Clamp**  
**AL86AC**

**Curved Rack Rail Medium w/ End Caps**  
**AL103A**

**Icon Support Foot w/ TLJ200 T-Clamp**  
**P38475TA**



**Icon Rail Accessory Clamp w/ Adjustable Jaw**  
**PCX100**

**Icon Rotating Pipe Clamp w/ Adjustable Jaw**  
**PCX200**

**Extended Rotating Rail Accessory Clamp**  
**PCX300**

**Pipe Clamp**  
Fits 7/8" tubes, for DR80  
**PC8**

**Icon 6" Mini-Expansion Bar**  
**RJ50**

**Pipe Joint**  
**RJ100**



**ADP20**  
2 Clamps  
Fits 5/8" to 1-1/8"

**AX25**  
2 Revolving Clamps  
Fits 1/2" to 1-1/8"

**AX25L**  
2 Revolving Clamps  
Fits 1/2" to 1-1/8"

**AX28**  
In-Line & Revolving Clamps  
Fits 5/8" to 1-1/8" & 1/2" to 1-1/4"

**ADP30**  
3 Adjustable Clamps  
Fits 3/8" to 1-1/4"

# TOM STANDS / ARMS

Positioning Possibilities Never Before Attainable



**T1035**

**T1035L**

**T935**

**T835**

**TC1035B**

**TC1035BL**

**TC935**



**CHB75CA**

**CHB75LB**

**CH1030B**

**CH930**

**CH830**

**MH830**

**CH1030BS**

**CH930S**

**CH830S**



**TH1030**

**TH1030S**

**TH1030I**

**THL1030**

**THL1030S**

**TH900S**

**TH900I**

**THL830S**

**TH88S**

**TH88I**

**TH70S**

**TH70I**



**UX80S**

**UX80**

**Tube Height Extender**  
**TX100**

Features rotating infinitely adjustable clamps for multiple uses.

Accepts 7/8" dia. tubes. Ideal for extending snare stand height.



**Tube Extender for 1" Pipe**  
**TX125**

Accepts 1" dia. tubes. Ideal for extending travel conga stands.



**Bass Drum Mount Cymbal Holder**  
**CHB830**

Mounts directly to the bass drum.



PEARL PERCUSSION ARTISTS

VIEW ALL THE PEARL ARTISTS AT:



AARON DRAPER John Mayer / Eminem / Adele  
ALAIN PEREZ Alain Perez  
ANDY FARAG Umphreys McGee  
ARCHIE PENa Shakira  
BOBBY ALLENDE Tito Nieves  
BRETT BAKER Rihanna / Jay-Z



CAMILO QUINONES El Dusty  
CARLITO SOTO Willie Colon  
CARLITOS PADRON Rumberos Del Callejon  
CESAR ESPINOZA Orchestra Tobaco Y Ron  
CHRISTIAN PEPIN Independent  
COLIN DOUGLAS Aerosmith




CRYSTAL VARGAS Independent  
DIMAS SANCHEZ Fusion Beat / Trilogy Latin Jazz  
DOMINIQUE THOMAS John Legend / Jill Scott  
EMRAH KOTAN Independent  
ETTIENNE FUENTES Independent  
HORACIO HERNANDEZ Independent



JESSIE CARABALLO Marc Anthony  
JESUS DIAZ Independent  
JOSE ROSA Independent  
LALO DAVILA MTSU  
MARC QUIÑONES The Doobie Brothers  
MARCO "ITO" ARGUINZONI Independent



MARVIN DIZ Independent  
OG Slightly Stoopid  
OMAR LEDEZMA Independent  
PAPO PEPIN N.Y. Conga Legend  
RAFA PERIERA Janelle Monae  
RAVI JAKHOTIA Ravi Drum



ROLANDO MORALES MATOS The Lion King / Curtis Institute  
SAMMY FIGUEROA Master Percussionist  
TRILOK GURTU Independent  
VALERIE DEE NARANJO The Lion King / Saturday Night Live  
ZIG WAJLER Hands-On With Zig

SIGNATURE SERIES

The Pros Play Pearl!

BOBBY ALLENDE

Bobby Allende is a mainstay in the New York Latin Music Scene and he demands the best from his drums, that's why he plays Pearl. His Signature drums are fiberglass with no seams to inhibit vibration which allow the drums to resonate freely for the full, rich sound that Bobby is famous for. The congas are 28 inches tall, fitting the traditional seated player perfectly while adding extra width to the base for added projection and stability. A matching set of bongos is also available.



#617 Confetti  
Signature Fiberglass  
Congas and Bongos



- SHELL Seamless Fiberglass
- HEADS Remo Fiberskyn3
- RIMS Low-Rider Contour Crown
- HARDWARE Brushed Steel
- FINISH #617 Confetti
- BONGOS PBF300DXBA
- OPTIONAL BAGS PSC110CG 11" Quinto Conga Bag  
PSC117CGW 11.75" Conga Bag  
PSC125CG 12.5" Tumba Conga Bag

The Bobby Allende congas and bongos feature Remo Fiberskyn 3 heads for tuning stability and Pearl's Low-Rider crowns with a radical sloping edge that practically disappears under your hands for comfort you have to experience to believe.

If you demand excellence like Bobby, check out his Signature Fiberglass Congas and Bongos.

- CONGAS
- PCF110DXBA617 11" QUINTO
- PCF117DXBA617 11.75" CONGA
- PCF125DXBA617 12.5" TUMBA

- BONGOS
- PBF300DXBA617 7" & 8.5"

JESUS DIAZ

Cuban born Jesus Diaz is one of the most in demand percussionists and vocalists on the scene today. His active schedule provided the feature set for his signature series of congas and bongos. Designed for the seated player the Thai Oak drums measure 30" tall and from the Quinto to Tumba feature added girth to the belly of the drum. Seated conga players typically have to tilt the drum to achieve the desired projection, but the Jesus Diaz drums feature a 4" port on the front of the drum that is strategically positioned to deliver the maximum base frequency while the drum remains flat on the floor.



PHOTO: LISA KEATIN



#580 Brushed Platinum  
Natural Buffalo Skin Heads

- SHELL Thai Oak
- HEADS Buffalo Skin
- RIMS Low-Rider Contour Crown
- HARDWARE Quick Release Lugs
- FINISH Brushed Steel Finish
- FINISH #580 Brushed Platinum
- BONGOS PBW300DXJD
- OPTIONAL BAGS PSC110CG 11" Quinto Conga Bag  
PSC117CGW 11.75" Conga Bag  
PSC125CG 12.5" Tumba Conga Bag

The drums also feature a newly designed Quick Release lug that is slotted to allow removal of the tension rod without fully removing the nut. Player comfort was also an important ingredient in the design of the hoop. A new ergonomically friendly design reduces the impact to your hands while an internal ring centers the natural buffalo skin heads for accurate placement.



- CONGAS
- PCW110DXPJD580 11" QUINTO
- PCW117DXPJD580 11.75" CONGA
- PCW125DXPJD580 12.5" TUMBA

- BONGOS
- PBW300DXJD580 7" & 8.5"



CONGAS & BONGOS

Tools of the Trade

ELITE SERIES

ELITE WOOD-FIBER CONGAS

PWFC110DX648 - 11" QUINTO  
PWFC117DX648 - 11.75" CONGA  
PWFC125DX648 - 12.5" TUMBA

ELITE WOOD-FIBER BONGOS

PWFB100DX648 - 7" & 8.5"

|          |                                   |
|----------|-----------------------------------|
| SHELL    | Blended, Thai Oak over Fiberglass |
| HEADS    | Natural Cow Skin                  |
| RIMS     | Contour Crown                     |
| HARDWARE | Brushed Steel                     |
| FINISH   | #648 Maduro Brown                 |

ELITE OAK CONGAS

PCW110DX504 - 11" QUINTO  
PCW117DX504 - 11.75" CONGA  
PCW125DX504 - 12.5" TUMBA

ELITE OAK BONGOS

PBW300DX504 - 7" & 9"

|          |                          |
|----------|--------------------------|
| SHELL    | 100% Thai Oak            |
| HEADS    | Premium Natural Cow Skin |
| RIMS     | Contour Crown            |
| HARDWARE | Chrome                   |
| FINISH   | #504 Mocha Burst         |

ELITE OAK CONGAS

PCW110DX510 - 11" QUINTO  
PCW117DX510 - 11.75" CONGA  
PCW125DX510 - 12.5" TUMBA

ELITE OAK BONGOS

PBW300DX510 - 7" & 9"

|          |                          |
|----------|--------------------------|
| SHELL    | 100% Thai Oak            |
| HEADS    | Premium Natural Cow Skin |
| RIMS     | Contour Crown            |
| HARDWARE | Brushed Steel            |
| FINISH   | #510 Caramel Brown       |

ELITE FIBERGLASS CONGAS

PCF110DXA - 11" QUINTO  
PCF117DXA - 11.75" CONGA  
PCF125DXA - 12.5" TUMBA

ELITE OAK BONGOS

PBF300DXA - 7" & 9"

|          |                          |
|----------|--------------------------|
| SHELL    | Fiberglass               |
| HEADS    | Premium Natural Cow Hide |
| RIMS     | Contour Crown            |
| HARDWARE | Brushed Steel            |
| FINISH   | #641 Blue Sparkle Burst  |

ELITE OAK CONGAS

PCW110DXG - 11" QUINTO  
PCW117DXG - 11.75" CONGA  
PCW125DXG - 12.5" TUMBA

ELITE OAK BONGOS

PBW300DXG - 7" & 9"

|          |                          |
|----------|--------------------------|
| SHELL    | 100% Thai Oak            |
| HEADS    | Premium Natural Cow Skin |
| RIMS     | Contour Crown            |
| HARDWARE | Gold                     |
| FINISH   | #535 Satin Black         |

Also available in #532 Cherry Eucalyptus

HAVANA SERIES

HAVANA CONGAS

PCF110HV - 11" QUINTO PCF117HV - 11.75" CONGA

PCF125HV - 12.5" TUMBA

HAVANA BONGOS

PBF300HV - 7" & 8.5"

The wide belly shape of these high end, fiberglass drums produce deeper low tones and greater volume.

|          |                  |
|----------|------------------|
| SHELL    | Fiberglass       |
| HEADS    | Natural Cow Skin |
| RIMS     | Contour Crown    |
| HARDWARE | Chrome           |
| FINISH   | #644 Liquid Gold |

|          |                         |
|----------|-------------------------|
| SHELL    | Fiberglass              |
| HEADS    | Natural Cow Skin        |
| RIMS     | Contour Crown           |
| HARDWARE | Chrome                  |
| FINISH   | #187 Silver White Swirl |

|          |                       |
|----------|-----------------------|
| SHELL    | Fiberglass            |
| HEADS    | Natural Cow Skin      |
| RIMS     | Contour Crown         |
| HARDWARE | Chrome                |
| FINISH   | #651 Red Tiger Stripe |

PRIMERO PRO

PRIMERO PRO FIBERGLASS

PRIMERO PRO OAK

11.75" & 12.5" Conga Set #628 Blue Marble  
Shown with matching bongos  
PFC302DX628

10" & 11" Conga Set  
#621 Wine Red Marble  
PFC202DX621

7" & 8.5" Bongos  
#523 Carbon Vapor  
PWB100DX523

11.75" & 12.5" Congas  
#523 Carbon Vapor  
PWC302DX523



Designed with professional features at an affordable price. Our expanded range of sizes offers 10" & 11" and 11.75" & 12.5" sets in both Thai Oak and Fiberglass with matching bongos.

PRIMERO PRO FIBERGLASS

PFC302DX (11.75" & 12.5" Conga Set)  
PFC202DX (10" & 11" Conga set)

Offer added durability of fiberglass and are louder drums with a crisper sound than wood.

|          |  |
|----------|--|
| SHELL    | Fiberglass   |
| HEADS    | Buffalo Skin   |
| RIMS     | Contour Crown  |
| HARDWARE | Brushed Steel  |
| FINISH   | #621 Wine Red Marble<br>#626 Gold Marble<br>#628 Blue Marble |

PRIMERO PRO OAK

PWC302DX (11.75" & 12.5" Conga Set)  
PWC202DX (10" & 11" Conga set)

Primero Pro wood congas are made with Thai Oak and produce a warm, rich tone.

|          |   |
|----------|---|
| SHELL    | Thai Oak  |
| HEADS    | Buffalo Skin  |
| RIMS     | Contour Crown   |
| HARDWARE | Brushed Steel   |
| FINISH   | #511 Natural<br>#521 Midnight Fade<br>#523 Carbon Vapor |

PRIMERO



10" & 11" Conga Set  
PFC202602



10" & 11" Conga Set w/ PC300W Stand  
PFC203602

Primero Series congas and bongos are available with fiberglass shells and in packages that include a double stand (PC300W) or without stands.

|          |                   |
|----------|-------------------|
| SHELL    | Fiberglass        |
| HEADS    | Buffalo Skin      |
| RIMS     | Contour Crown     |
| HARDWARE | Black Powder Coat |
| FINISH   | #602 Bistre Black |

CONGA RESO-PLATE



Designed for the seated conga player, Pearl's Reso-Plate will give you that hard surface desired for maximum resonance. Configured with a cutout handle, the plates can also easily be placed on top of your drums for extra protection when packed in your conga case.

Conga Reso-Plates  
PRP140



TRAVEL

Congas, Bongos, & Timbales



Where can you take the Pearl Travel Congas and Bongos? The answer is anywhere you can take traditional drums but without any of the hassle. The Travel Congas feature a 3.5" deep wood shell with stave construction and Remo Symmetry heads. Available in three sizes: 11" x 3.5", 11.75" x 3.5" and 12.5" x 3.5" each with five precision Allen bolts. The 7" and 8.5" Travel Bongos feature 3.5" Thai Oak shells with Remo Fiberskyn heads and three point tuning. The Travel Congas and Bongos include a foam-handle tuning wrench.

CONGAS



11.75" Travel Conga  
#510 Caramel Brown  
PTC1175N510

12.5" Travel Conga  
#510 Caramel Brown  
PTC1250N510

11" Travel Conga  
#510 Caramel Brown  
PTC1100N510



Travel Conga Bag  
PSC1175TC



Travel Bongos Bag  
PSC785TB

The optional Travel Conga Stand works with all three size drums and features a tension lever mounting system that locks the drum into place. The wide based, double braced legs provide a solid foundation for your drum and prevents the stand from moving during performance.

BONGOS



Travel Bongos  
#510 Caramel Brown  
PTB785



Travel Conga Stand  
w/ Carrying Bag  
PC800TC

Travel Bongos Stand  
PC800TB  
PC800TBS (Short)



TIMBALES



Travel Timbales 14" & 15"  
with Stand\*  
PTTM1415

\*Bag sold separately




The Pearl Travel Timbales feature 14" and 15" steel shells that are professional size in diameter but only 4" deep.



The drums are connected by a hinge that marries them to the Quick Release stand. The custom hinge allows the drums to be folded together into the size of one standard depth timbale for easy storage and transportation.



The Travel Timbales come with a single braced stand that includes an 11.25" adjustable accessory post with 6 positions that allow cowbells and blocks to be placed the perfect distance from the player.



The steel shells feature a black lacquer finish and USA Remo clear Ambassadors heads for a truly professional sounding instrument. A soft carrying case for the stand is also included (sold separately).

TIMBALES

MARC QUIÑONES  
Doobie Brothers



MARC QUIÑONES  
SIGNATURE TIMBALES



Marc Quiñones Signature Timbales  
14"x7" / 15"x7" Steel  
w/ PT900 Tilting Stand  
and PBL30 Clave Block  
(Cowbell Not Included)  
ETE1415MQ



Primero  
13"x7" Steel Timbale  
w/ PPS36 Mount  
PTE1336



Flat Timbale w/ I.S.S.  
13"x3" Steel  
PTE313I



Tilting Timbale  
Stand (Short)  
Height Range  
26.5" to 36.5"  
PT900WS



Primero Timbales  
13"x6.5" / 14"x6.5" Steel  
w/ PT900 Tilting Stand  
(Stands & Cowbell Included)  
PTS5134



Primero Pro Timbales  
14"x7" / 15"x7" Steel  
w/ PT900 Tilting Stand  
(Sticks Included,  
Cowbell Not Included)  
PTE1415DX

COWBELLS

Pearl and Grammy Award winning artist Horacio Hernández have developed the ultimate family of cowbells. The HH4XH bell features a quick release system that allows the bell to lift easily off of its mount for hand held playing.

HORACIO HERNÁNDEZ  
Latin Legend



HORACIO HERNÁNDEZ  
SIGNATURE COWBELLS



Marybell  
HH5

Hand-Held Campana  
Quick Release  
HH4XH

Isabell  
Mambo Bell  
HH4

Chabella  
HH3

Clabell  
HH2

Bella  
HH1

AGOGO & TRIBELLS



Tri-Bells  
PTB30

Hand-Held  
Agogo  
ECB22

Mounted  
Agogo  
ECB23

NEW YORKER BELLS



Cha-Cha (High)  
BCM3NY

Cha-Cha (Low)  
BCM5NY

Mambo  
BCM7NY

Marc Quiñones  
Sig. Timbale Bell  
BCM8NYQ



BALA BELLS

Mounted  
Campana Bell  
BCM10

Hand-Held  
Campana Bell  
BCH10

AGOGO & TRIBELLS



Tri Agogo  
PTA30

Pro  
Cowbell Beater  
PDC60

Dual  
Cowbell Beater  
PDC10



10" Bell w/ PPS30  
PCB1030



6" Bell  
PCB6

4" Bell  
PCB4



8" Guiro Cowbell  
PCB10GR



10" Millennium Chrome Bell  
PCB10MCR



10" Anarchy Bell  
PCB20

NOTE: Items pictured are not to scale



DJEMBES

Ancient Instruments for the Modern Percussionist

TOP TUNED DJEMBES

#685 Artisan Straight Grain Limba



#685 Artisan Straight Grain Limba

#686 Artisan Weathered Oak



#686 Artisan Weathered Oak

#685 Artisan Straight Grain Limba



#685 Artisan Straight Grain Limba

#686 Artisan Weathered Oak



#686 Artisan Weathered Oak

#684 Artisan Cypress



#684 Artisan Cypress


#685 Artisan Straight Grain Limba



#685 Artisan Straight Grain Limba




#684 Artisan Cypress




#684 Artisan Cypress

#685 Artisan Straight Grain Limba




#685 Artisan Straight Grain Limba

#686 Artisan Weathered Oak



#686 Artisan Weathered Oak

#687 Artisan Straight Grain Limba



#687 Artisan Straight Grain Limba

DJEMBES are a traditional African instrument that offer a wide variety of sounds and are perfect for drum circles.



Mahogany Djembe  
12" Hand Carved  
#695 Malinke Village  
PBJWR12695



Field Percussion Djembe  
14" (Fiberglass)  
#649 Textured Black  
PJF350FP649



Elite Fiberglass Djembe  
#602 Bistre Black  
PJF350 14"  
PJF320 12.5"



Fiberglass Fun Drum  
PFD300



Djembe Stand - Fits 8" to 14"  
Pearl Rope Tuned  
and Top Tuned Djembes  
PBJSTD





PJB350  
Djem-Bass

DJEM-BASS

The PJB350 Djem-Bass Attachment allows you to convert any Pearl 14" djembe into a sub-sonic bass drum. To reduce the attack and add greater "lows," we have included a cloth cap that stretches around the head. For smoother low-end with a slightly reduced attack, slip the included neoprene disc inside, allowing for two distinct sound options. A pedal (not included) attaches via an I.S.S. clamp to the djembe's stand mounting plate. Includes two legs with mounting hardware, pedal bracket, head cover and neoprene muffler.

ASHIKO DRUM

The Ashiko is a close relative to the djembe and its sound is complementary to the djembe when played together in drum circles or ensembles.



Rope Tuned Ashiko Drum  
PBADR-10235 (10" x 23.5")



Top Tuned Ashiko Drum  
PBAD-10235 (10" x 23.5")



Rope Tuned Wood Painted Ashiko Drum  
PBADR-1222P (12" x 22")



Rope Tuned Wood Carved Ashiko Drum  
PBADR-1222C (12" x 22")



Doumbek  
PBDF8517 (8.5"x17")



EZ Twist  
Ezt-N/10 (2-5/8"x 1")

FOLKLORIC

FOLKLORIC ELITE CONGAS

Pearl's Folkloric line of congas feature a traditional look with modern innovation that only Pearl can deliver. Each 28" tall Oak drum is designed for the "seated" player, but includes stand mounts for players who prefer to stand. Thicker South American-style natural skin heads make the drums warm-sounding, but a fiberglass gel coating on the interior seals the shell and add the projection and volume desired by today's players. Four Polished Steel Reinforcing Bands are inset on the shell for a smooth touch, and the traditional hoops complete these stunning Cuban instruments.



Folkloric Elite Bongos 7" & 8.5"  
PBW300FC



Tumbador 12.5"  
PCW125FC



Qunito 11"  
PCW110FC



Segundo 11.75"  
PCW117FC



Uno PSK50FC



Segundo PSK60FC



Caja PSK70FC



Fiberglass Shekere  
PSK10



10" Segundo Shekere  
PBSK70

FOLKLORIC BATA DRUM

Bata drums originated in Nigeria over 500 years ago and were primarily used for religious purposes. The drums were introduced into Cuba by slaves in the 1820's. Pearl Bata's are modeled after an ancient Cuban design and feature naturally finished 100% Thai Oak shells for outstanding and authentic tone. Polished steel traditional rims offer excellent tuning integrity and ease of tuning. These prized ceremonial drums have an hourglass shape and produce a great, warm tone similar to a bongo-like sound on the high drum and a djembe-like tone on the large drum.



Itele  
PBA60



Oconcolo  
PBA50



Iya  
PBA70



Wood Clave  
PCL20FCW



Bamboo Clave  
PCL10FCB



Shekere Holder  
PPS45



Guataca  
PGT10FC



Cata w/ Holder  
PCA14FC



CAJONS

Get in the Cajon Zone!



Elite Dub Bass Front Ported Cajon  
PBEDBC1420 (20”T x 13.5”W x 16”D)

|           |                                     |
|-----------|-------------------------------------|
| FACEPLATE | Blended Maple, 50/50 screws & glued |
| BODY      | Meranti and White Teak              |
| SNARES    | Fixed, three sets                   |
| BASS PORT | Built in, front facing              |
| FINISH    | Natural                             |

The Dub Bass cajon features an internal sound chamber that channels the bass out the front ports.




FRONT BASS PORTS



Elite Birch Cajon  
PBEBBC1219W (19.25”T x 11.75”W x 11.75”D)

|           |                                 |
|-----------|---------------------------------|
| FACEPLATE | Walnut / Meranti                |
| BODY      | Birch / Meranti                 |
| SNARES    | Fixed, two sets                 |
| BASS PORT | Patented, built in, rear facing |
| FINISH    | Natural                         |

The walnut faceplate produces a tone with more bottom end and is fully glued-on with no screws used.



WALNUT FACEPLATE



Primero Music Genre Cajon  
PBC124B (19.25”T x 11.75”W x 11.75”D)

|           |   |
|-----------|---|
| FACEPLATE | Meranti*                                |
| BODY      | Medium-Density Fiberboard               |
| SNARES    | Fixed, two sets                         |
| BASS PORT | Patented, built in, rear facing         |
| FINISH    | Crate style body with graphic faceplate |



TWO SETS SNARES

Features Pearl’s crate design and the faceplate displays the names of some of the most popular musical genres.



Primero Coffee Bean Cajon  
PBC320 (18.25”T x 14”W x 14”D)

|           |   |
|-----------|---|
| FACEPLATE | Meranti                                 |
| BODY      | Meranti Plywood                         |
| SNARES    | Fixed, three sets                       |
| BASS PORT | Patented, built in, rear facing         |
| FINISH    | Crate style body with graphic faceplate |



THREE SETS SNARES

The Coffee Bean cajon features Pearl’s crate design and the faceplate resembles a crate of Peruvian coffee beans.



Primero Acme Cajon  
PBC125B (19.25”T x 11.75”W x 11.75”D)

|           |   |
|-----------|---|
| FACEPLATE | Meranti*                                |
| BODY      | Meranti Plywood                         |
| SNARES    | Fixed, two sets                         |
| BASS PORT | Patented, built in, rear facing         |
| FINISH    | Crate style body with graphic faceplate |



BASS PORT

The Acme Explosive cajon features Pearl’s crate design and the faceplate resembles a crate of explosives.



Willie S. Sparks Electric Cajon  
PBEC210 (19.25”T x 11.75”W x 11.75”D)

|           |                                  |
|-----------|----------------------------------|
| FACEPLATE | Meranti*                         |
| BODY      | Meranti Plywood                  |
| SNARES    | Fixed, two sets                  |
| BASS PORT | Patented, built in, rear facing  |
| FINISH    | Wood body with graphic faceplate |



1/4” JACK

Plug in your cajon with a ¼” jack and amplify the sound of your Willie Seymour Sparks electrified beat generator.



Primero Music Town Cajon  
PBC122B (19.25”T x 11.75”W x 11.75”D)

|           |   |
|-----------|---|
| FACEPLATE | Meranti*                                |
| BODY      | Medium-Density Fiberboard               |
| SNARES    | Fixed, two sets                         |
| BASS PORT | Patented, built in, rear facing         |
| FINISH    | Crate style body with graphic faceplate |

The Music Town USA cajon is designed to resemble a wooden crate and the faceplate features the names of some of America’s iconic music cities.



Primero Tree of Life Cajon  
PBC123BTR (19.25”T x 11.75”W x 11.75”D)

|           |  |
|-----------|--|
| FACEPLATE | Meranti*                                 |
| BODY      | Medium-Density Fiberboard                |
| SNARES    | Fixed, two sets                          |
| BASS PORT | Patented, built in, rear facing          |
| FINISH    | Hand painted and silkscreen Tree of Life |

The Tree of Life cajon features a hand painted and silkscreen design that wraps around three sides and depicts the Tree of Life.



Primero Raven Cajon  
PBC123BBR (19.25”T x 11.75”W x 11.75”D)

|           |   |
|-----------|---|
| FACEPLATE | Meranti*                                |
| BODY      | Medium-Density Fiberboard               |
| SNARES    | Fixed, two sets                         |
| BASS PORT | Patented, built in, rear facing         |
| FINISH    | Hand painted and silkscreen black raven |

The Raven cajon’s finish is a hand painted and silkscreen design that wraps around 3 sides featuring a stylized black raven.



Primero Abstract Red Cajon  
PBC120B (19.25”T x 11.75”W x 11.75”D)

|           |  |
|-----------|--|
| FACEPLATE | Meranti*                               |
| BODY      | Medium-Density Fiberboard              |
| SNARES    | Fixed, two sets                        |
| BASS PORT | Patented, built in, rear facing        |
| FINISH    | Abstract Red body with black faceplate |

Its unique finish is an abstract red print on a cloth sarong that is applied to the body of the cajon and is accentuated by the ebony front.

\*FACEPLATE REPLACEMENT MODEL : FP123B



Primero Figured Cherry Cajon  
PBC121B (19.25”T x 11.75”W x 11.75”D)

|           |  |
|-----------|--|
| FACEPLATE | Figured Cherry*                            |
| BODY      | Medium-Density Fiberboard                  |
| SNARES    | Fixed, two sets                            |
| BASS PORT | Patented, built in, rear facing            |
| FINISH    | Natural Figured Cherry w/ gloss black body |

Features a stunning figured Cherry faceplate. Because of its hardness, tonally cherry is a close match to maple and when used on a cajon provides more bottom-end.



Jingle Cajon  
PCJ629616 (18.75”T x 12.5”W x 12.5”D)

|           |                         |
|-----------|-------------------------|
| FACEPLATE | Asiatic hardwood        |
| BODY      | Fiberglass              |
| SNARES    | Fixed, three sets       |
| BASS PORT | Rear facing             |
| FINISH    | #616 Artisan Wood Grain |

Simply twist open the Brazilian Platinella-style jingles and a new world of sonic options open up, as you sound like two percussionists blending simultaneously.



Boom Box Cajon  
PCJ633BB635 (18.75”T x 12.5”W x 12.5”D)

|           |                         |
|-----------|-------------------------|
| FACEPLATE | Asiatic hardwood        |
| BODY      | Fiberglass              |
| SNARES    | Fixed, three sets       |
| BASS PORT | Built in, rear facing   |
| FINISH    | #635 Artisan Zebra Wood |

The Boom Box Cajon creates never-before-heard low-end frequencies from a Fiberglass cajon! Features a fixed snare system and a built-in bass port for subsonic frequencies you have to hear to believe!



Primero Bass Boom Cajon  
PCJ1418BBM2 (18”T x 14”W x 14”D)

|           |                                   |
|-----------|-----------------------------------|
| FACEPLATE | Meranti                           |
| BODY      | Medium Density                    |
| SNARES    | Fixed, three sets                 |
| BASS PORT | Built in, rear facing             |
| FINISH    | Crimson body with black faceplate |

Traditional style, classic look, amazing sound. The Bass Boom cajon will get the job done in style.

\*FACEPLATE REPLACEMENT MODEL: FP123B

CAJON ACCESSORIES



Cajon Holster Nylon  
w/ Velcro Straps  
CAJH100



Seat Cushion w/ Thick Foam.  
Adds comfort for long sessions.  
PSCBC



Box Cajon Case  
13” x 14” x 20”  
PSC1213CJ



Cajon Stand  
PCJ70STD



# HANDPANS

A Cosmic Blend of Sound

## MELODIC HANDPAN

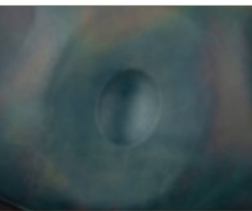

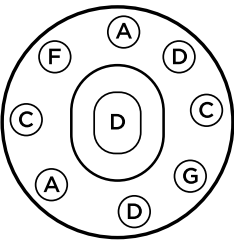


22" Melodic Handpan  
9 Note D Minor - **Patina Finish**  
**PBHP500**

Handpans are musical instruments that are a subset of the steelpan. The beautiful tonal characteristics will remind you of steel drums, but handpans are only played by hand, with no sticks or mallets, so the sound has reduced attack but is much more mellow.

The shape of Pearl's 22" Awakening Series Melodic and Euphonic handpans feature a center tone field surrounded by eight tone fields. Each tone field has a fundamental note, an octave, and an overtone, so each field has three notes. The hand-crafted steel construction of the instrument is designed so each tone field holds its tuning.

The Melodic handpan features a patina finish and is meticulously tuned to the D Minor scale, and responds to your finger strikes with excellent sonority.



Hand Hammered Tone Field



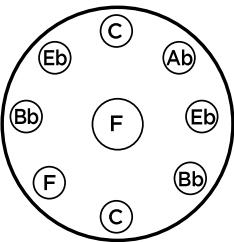
Rubber Edge Protection



Padded Case Included

## EUPHONIC HANDPAN

The gray Euphonic handpan is designed for budget-conscious players and tuned to F Minor. Both models include a sturdy, PVC reinforced backpack-style bag to protect the handpan during travel and storage. Tabletop and floor stands are also available but sold separately.



Case Included




22" Euphonic Handpan  
9 Note F Minor - **Gray Lacquer Finish**  
**PBHP300G**

## HANDPAN ACCESSORIES

*NOTE: Items pictured are not to scale*



Handpan Table Top Stand  
**PTTD10**



Handpan Floor Stand  
**PBFS30**



Handpan Case  
**PBHPB50**

# TONGUE DRUMS

Engineered for the Professional Percussionist



**AWAKENING SERIES TONGUE DRUMS**  
Pearl proudly introduces the Awakening Series of 6 Tongue Drums: Three 8 note and three 9 note drums tuned to pentatonic scales.

Tongue drums derive their name from the tongue shaped areas where you strike the drum. The results are a cosmic blend of tones that are as much fun to hear as play.



8 Note G Major **#687 Blue Burst**  
**PMTD8GMF687**



8 Note A Ake Bono **#688 Brown Burst**  
**PMTD8AKBF688**



8 Note A Minor **#689 Green Burst**  
**PMTD8AMF689**



9 Note C Lydian **#690 Orange Burst**  
**PMTD9LYDF690**



9 Note C Major **#691 Crimson Burst**  
**PMTD9CPTF691**



9 Note C Ake Bono **#692 Purple Burst**  
**PMTD9AKBF692**



9 Note C Ake Bono  
**#692 Purple Burst**  
**PMTD9AKBF692**



Rubber mallets included

Each drum features a 10" hardened steel shell with precise laser cut tongues for accurate and consistent tuning. Pearl Tongue drums can be played with your fingers or with a set of mallets included with each drum.

## TONGUE DRUM BAG



Tongue Drum Bag  
**PTDB10B**



AWAKENING SERIES

Rainsticks and Nut Shakers

RAINSTICKS

BAMBOO RAINSTICKS WITH BURNED FINISH #694 RHYTHM WATER

60" Bamboo Rainstick  
**PBR SB60694**

48" Bamboo Rainstick  
**PBR SB48694**

40" Bamboo Rainstick  
**PBR SB40694**

32" Bamboo Rainstick  
**PBR SB32694**

24" Bamboo Rainstick  
**PBR SB24694**

16" Bamboo Rainstick  
**PBR SB16694**

Pearl's natural Bamboo Rainsticks are 2.5" in diameter and feature an internal spiral maze of tines that a cascade of lava pebbles flow over to create the soothing sound of falling rain.

16" Bamboo Rainstick  
**PBR SP16693**

24" Bamboo Rainstick  
**PBR SP24693**

32" Bamboo Rainstick  
**PBR SP32693**

40" Bamboo Rainstick  
**PBR SP40693**

48" Bamboo Rainstick  
**PBR SP48693**

60" Bamboo Rainstick  
**PBR SP60693**

BAMBOO RAINSTICKS WITH PAINTED FINISH #693 HIDDEN SPIRIT

NUT SHAKERS

The Awakening Series has been expanded to include a series of natural nut shakers that provide earthy tones that complement the series. Kenari, Bendo, and Pangi nuts range in size from small, medium, and large and each size possesses unique sound properties. From the recording studio to the yoga studio Pearl's Awakening Series has an instrument and sound that will inspire you.

Pangi Nut Shaker w/ Rope Handle  
**PB PGRH14**

20 INDIVIDUALLY STRUNG PANGI NUTS  
Deeper, earthy tone.

Pangi Nut Shaker w/ Bamboo Handle  
**PB PGBH12**

BAMBOO HANDLE  
Gives player more control.

Bendo Nut Shaker w/ Rope Handle  
**PB BDSKRH**

16 STRANDS OF BENDO NUTS  
Bright, woody tone.

Kenari Nut Bracelet Shaker  
**PB GLKEN**

14 HAND STRUNG KENARI NUTS  
Worn to layer sounds.

26 Kenari Nut Wind Chime  
**PB KENCH01**  
\*Clamp not included

MAHOGANY CROSS BAR  
Suspended nuts for unique earthy sounds.

Kenari Nut Shaker 7"  
**PB SHKENL**

22 STRANDS OF KENARI NUTS  
Full, robust tone.

CONCERT PERCUSSION

Engineered for the Professional Percussionist

Pearl is proud to offer Concert Percussion instruments that are attractively priced for school ensembles, yet engineered with the professional percussionist in mind. The symphonic tambourine is a perfect example. Its 17 pairs of specially aged, stamped brass jingles provide a dry, yet bright tone that brings added color to any musical situation. Its 10" headed wood frame allows the player to effortlessly perform all tambourine techniques, and the tambourine's plush carrying case is included. The rattler is another vital component to any concert percussionists' equipment, and Pearl's is built with an extended handle for a comfortable grip and ease of playing. Holders for the rattler and castanets are also available.

Mix Copper And Brass  
**PET M1018CR**

Mix Copper and Bronze  
**PET M1018CB**

Mix German Silver and Copper  
**PET M1018GC**

Beryllium Copper  
**PET M1018CP**

German Silver  
**PET M1018GS**

ORCHESTRAL TAMBOURINES

The Pearl Orchestral Series Professional Tambourines provide performers a new voice and sound for any performing situation. These 5 instruments feature uniquely sourced and hand-hammered jingles combinations of German Silver, Phosphor Bronze, Beryllium Copper, and Yellow Brass that give a full spectrum of color and projection options to players. The 10" shell is a well-balanced and lightweight 2-ply Mahogany design with contoured hand-hold areas for comfortable performance and warm tone. The natural finish goatskin head provides a full responsive sound and traditional look without sacrificing durability.

16" Ocean Drum  
**PS FM16**

14" Frame Drum  
**PFR 14C**

Frame Drums Set of 6 - **Sizes:** 8", 10", 12", 14", 16", 18"  
**PFR0818C**

Castanets (Long Handle)  
**PC N20**

Castanets  
**PC N20S**

Castanets Holder  
**PC N20H**

Slap Stick  
**PSS100**

Elite Concert Wood Blocks  
(High) **PCWB100A**  
(Medium) **PCWB200A**  
(Low) **PCWB300A**  
**Mounting Bracket incl.**

Stix-Free Triangle Holder w/ 8" Triangle  
**PPS12T**

Triangle  
10" **PET100**  
8" **PET80**  
6" **PET60**

Triangle Beater  
**PETB30**

Trio Triangle Holder  
**PTC300**

Triangle Clip  
**PTC10**

Temple Blocks  
**PCWTB05**

Rattler  
**PET100**

97 PEARL 2025 PRODUCT CATALOG • PERCUSSION

NOTE: Items pictured are not to scale

NOTE: Items pictured are not to scale

WWW.PEARLDRUM.COM 98



# HAND PERCUSSION

## A World of Hand Percussion

**BLOCKS, BELLS, SHAKERS** and more. Choose from a complete selection of hand percussion instruments to add color and impact to your music.



Natural Gourd Guiro  
**PNG20**

Two scraping surfaces: thin grooves on one side for a lighter sound and thicker cut channels on the other side for a beefier sound. The interior is coated with a fiberglass get to add projection and volume.



Metal Guiro  
**PMG20**

Perfect for Merengue rhythms, or just a different metallic sound texture, Pearl's Metal Guiro will become an essential ingredient in your "toy" bag. Scraper included.



Fiberglass Guiro  
**PFG20**

Pearl's Fiber Guiro is light-weight and provides optimal projection due to its fiberglass construction. With the included striker and two different playing surfaces you have a world of sonic possibilities in your hand.



Guiro Holder  
**PGH20**

This innovative design will hold virtually any size guiro secure for one handed playing. Easily mountable off the lug of your conga or any 3/8" post, Pearl's Guiro Holder uses a track system to lock the guiro in place. Included is a 3/8" "Z" rod so you can also mount your favorite accessory as well.



Beaded Maracas  
**PFM20**

The Beaded Maracas feature Shekere-style beads which offer an excellent sound with greater control, and foam handles for enhanced comfort.



Maracabasa  
**PFM50**

The Maracabasa is two great instruments in one, combining the functionality of a maraca and a cabasa in one handheld instrument. Featuring a ribbed fiberglass body wrapped in shekere-style beads.



Basket Ganza 9" X 4"  
**PGA20**

The Pearl basket ganzas is a 9"x4" woven tube containing wooden sticks instead of conventional shot. The wood sticks produce an airy percussion sound.



Shakelets  
**PWR40**

This innovative percussion item feature exclusive "Ganzinellas", Brazilian-style plantinellas combined with ganzas shakers that are worn on the wrists to produce a shaker sound when playing.

Spirit Chimes w/ Holder and Mallet  
**PSC30BR**

Spirit Chimes have many applications in school bands, percussion ensembles and music programs. They are also perfect for meditation and yoga studios.



36 Anodized Aluminum Chimes w/ Case, Holder, And Striker  
**PWCH3620A**

- Satin black frame with polished bars
- Self-dampening parallel swinging chimes



32 Gold Anodized Aluminum Chimes w/ Case, Holder, and Striker  
**PWCH3220G**

- 32 Gold anodized aluminum chimes
- Self-dampening parallel swinging chimes



32 Bar Aluminum Windchimes w/ Case, Holder, and Striker  
**PWCH3220A**

- 32 Anodized Aluminum Chimes
- Self-dampening parallel swinging chimes



Foldable 36 Anodized Aluminum Chimes  
**PWCHF3620AF**

- Individually strung, goes from 19.25" to 9.75"
- Self-dampening parallel swinging chimes



Quickmount Tambourine w/ Steel Jingles  
**PTM10SHX**

Six double rows of premium steel jingles deliver a bright metallic sound. Features a comfort grip handle that slides into the shock-absorbing Quickmount bracket. Mounts to any 3/8" post.



**QUICKMOUNT BRACKET**  
Hand-held to mounted in seconds.



Quickmount Tambourine w/ Brass Jingles  
**PTM10GHX**

Six double rows of premium brass jingles deliver with bright and a warm metallic sound. Comfort grip handle that slides into the shock-absorbing Quickmount bracket. Mounts to any 3/8" post.



**COMFORT GRIP HANDLE**  
Molded ergonomic shape.



**PTM50BHR** (Brass)  
Ultra Grip Volume Adjustable Tambourine

The jingle control discs can be moved to the outside to allow the jingles to ring freely. As the jingle control discs are tighten the more restricted the jingle.



**PTM50SHR** (Stainless Steel)

Brass is an alloy of copper and zinc and the jingles provide a bright mid-range tone. Steel jingles have a higher tone with extra top end and sustain.



9" Primero Rock Tambourine w/ Millennium Jingles  
**PTM09BK**

The Primero Rock Tambourine features 6 double sets of Millennium Chrome Jingles in a matte black oval frame.



Headless Wood Tambourines  
**PTH10B** (Brass)

Brass is an alloy of copper and zinc and the jingles provide a bright mid-range tone.



Headless Wood Tambourines  
**PTH10S** (Stainless Steel)

Stainless Steel jingles produce a higher tone with extra top end and sustain.



Hi-Hat Jingle Ring  
**PJH10SH**

The Hi-Hat Jingle Ring has 20 sets of Stainless Steel tambourine style jingles that will accentuate your Hi-Hat sound with every opening and closing of your cymbals.



Gatling Cabasa  
**CBS100**

Simply grab the precision handle and fire away to play any pattern you wish, or keep spinning it for an infinite "sizzle" that is not possible with standard Cabasas.

## ASH TONE BLOCKS



Tang-Tang  
**PTG20**

A high and low pair of unique shakers that incorporate a Caxixi-Style Plate and Wooden "Clacker."



**PAB20** (High)

**PAB50** (Medium)

**PAB100** (Low)

Pearl's Ash Tone Blocks are constructed using Ashwood because it is extremely hard and durable. The Ash Tone Blocks are pitched in "thirds" and each block includes a mounting bracket that accepts a 3/8" post.

## CLAVE BLOCKS



**PBL10** (High)

**PBL20** (Medium)

**PBL30** (Low)

**PBL100** Anarchy Block

Pearl's clave blocks are injection molded so they're virtually indestructible, and the solid color will never chip, fade, or peel. Our exclusive CDV (Chamber Density Variation) Technology process allows all three clave blocks to be the same dimensions but still differ in pitch.

Produces a low piercing pitch that will cut through even the heaviest metal rhythm section.



21" Field Percussion Shaker  
**PGA60FP**

Hexagonal body and internal chamber for a truly massive sound.



Wood Hex Ganzas  
**PGA30W** (Short) **PGA32W** (Long)

The wood Hex Ganzas are made from Shorea wood and maintain the same strong projection as their aluminum brothers, but deliver a warmer less metallic tone.



Hex Ganzas  
**PGA30** (Short) **PGA32** (Long)

The Pearl aluminum Hex Ganzas give more sound control than round shakers and produce a lush shake sound due to their hexagonal shape.



Triple Shaker  
**PGA40**

6" long, rectangular aluminum shaker provides three unique sounds: shake, click, and swish.



Egg Carton  
**PEC1**

Three egg shakers in a clear tube that can be played separately or as a complete unit.



# STANDS, BAGS, HOLDERS

Pro Tools for Every Gig

## CONGA STANDS



The **PC3000TW** stand holds full size professional congas as securely as most stands double its weight and mass.

The **PC300W** is scaled down to support our lighter Primero Conga lineup. Both stands setup in seconds because there are no wingnuts needed to mount your congas.

Quick Release Double Conga Stand w/ Bag  
**PC3000TW**

Quick Release Double Conga Stand  
**PC300W**

Pro Conga Stand  
**PC3000**

All-Fit Conga Stand  
**PC900**



Primero Twin Conga Stand  
**PC200**

Ultra Lite Conga Stand  
**PC2500**

Primero Basket Conga Stands  
**PC100P (10")** **PC110P (11")**

## TRAP TABLES

Pearl's wide selection of trap tables and accessories feature sturdy and dependable options for any musical situation. Options include a variety of sizes, construction materials, tables with stands, tray tops and table tops only and single or double braced legs.



Tech Tray (8.5" x 11")  
**PTT8511**

Trap Table (12" x 12")  
**PTT1212**

Trap Table (18" x 24") Single Braced  
**PTT1824**

Trap Table (18" x 24") Double Braced  
**PTT1824W**

Trap Table (18" x 24") w/ Casters Single Braced  
**PTT1824C**

Aluminum Trap Table (15" x 24") w/o Stand  
**PTT1524MPT**

Aluminum Trap Table (15" x 24") w/ Stand  
**PTT1524MPW**

3/8" Straight Post  
**PTR1824RC1**

3/8" Angled Post  
**PTR1824RC2**

Post Attachment  
**PTR1824RC6**

Trap Table Single Post Adapter  
**PTR1824RC3**

Percussion Rack Add On  
**PTT1824**

Universal Trap Table Rack  
**PTTUNV**

## BONGO STANDS



Pro All Fit Bongo Stand with Spring Loaded Strap Hinge  
**PB3000**



Bongo Stand for Seated and Concert Player  
**PB3000S**



All-Fit Tilting Bongo Stand  
**PB900LW**



Lightweight Bongo Stand  
**PB700**



Bongo Attachment for PC200  
**PB700BHS**

## DJEMBE STANDS



All Fit Djembe Stand  
**PC800S**



HEIGHT: 16" to 21"  
Pro Djembe Stand  
**PD3000**



All-Fit Djembe Stand  
**PC800S**



Cajon Stand  
**PCJ70STD**

## PERCUSSION CASES

Features include: ergonomic carrying straps, rubber protective bottoms, top-mounted carrying handles, tuning wrench pouches, & heavy duty double zippers.



11" & 11.75" Conga Bag  
**PSC117CGW**



12.5" Conga Bag  
**PSC125CGW**



12" Djembe Bag  
**PBJCXL**



14" Djembe Bag  
**PBJCXXL**



Bongo Bag  
**PSCBB**



Box Cajon Case 13" x 14" x 20"  
**PSC1213CJ**



Travel Conga Case  
**PSC1175TC**



12.5" Conga Bag  
**PSC125CG**




**PSC125CG** Fits 11.75" & 12" Congas




**PSC140DJ** Fits 12.5" & 14" Congas


## HOLDER & ACCESSORIES




Angled Post Adapter  
**PPS37**




Lug Mount Accessory Holder  
**PPS40**




Universal Guiro Holder  
**PGH20**




Foot Pedal Bracket  
**PPS20**



Cowbell Stacker  
**PCS10**



Stix-Free  
**PPS10 & PPS11**



Percussion Toy Box (Accessories Not Included)  
**PTYB1212**

## COWBELL HOLDERS



**CA130**



**75H**



**75X**



**PPS81**



**PPS82**


NOTE: Items pictured are not to scale




REPLACEMENT PARTS

MASKING COVERS & MOUNTING BRACKET

The GK90 and BBC1 cover the holes of BT3 and BB3 brackets that have been removed.



GK90



BBC1



BT3

For BB3, w/Gasket, Screws and Nuts  
For BT3, inside/outside plates w/ Bolts  
Tom Tom Bracket

BASS DRUM HOOP PROTECTORS



HPP2  
NP347/2

HPP2 Metal Hoop Protector for Wood BD Hoops  
NP01 Hoop Protector for Metal BD Hoops  
NP347/2 Non-Slip Hoop Protector for Wood BD Hoops (pair)

P2050 SERIES CAMS



CAMTWT CAMTBK CAMTBL CAMTRD

**ELIMINATOR OPTION CAM**  
CAMPL Purple Cam, Aggressive Action  
CAMYL Yellow Cam, Inverse Action  
CAMTBK Translucent Black Cam, Linear Action  
CAMTWT Translucent White Cam, Oversized Linear Action  
CAMTBL Translucent Blue Cam, Progressive Action  
CAMTRD Translucent Red Cam, Radical Action

FLOOR TOM LEGS & BRACKETS



FTL07C/3  
LG40L/3  
LB40

FTL07C/3 Floor Tom Legs (3 Legs)  
LG40L/3 Long Floor Tom Legs (3 Legs)  
LB40 Leg Bracket for Masters Series

HI-HAT CLUTCHES & PARTS

**RAPID LOCK HI-HAT CLUTCHES**  
Hi-Hat set-up and tear-down is a breeze with Rapid-Lock's Patented\* two-point quick release locking system. \*U.S. Patent #9355625



HCL205DQR



HCL205QR



HCL105QR

HCL205DQR Rapid Lock Quick Release Hi-Hat Drop Clutch w/ Locking Nut  
HCL205QR Rapid Lock Quick Release Super Grip Hi-Hat Clutch w/ Locking Nut  
HCL105QR Rapid Lock Quick Release Hi-Hat Clutch w/ Locking Nut  
HCL79 Hi-Hat Clutch Complete  
HHC90 Plastic Cup w/ Tilter



HCL79



HHC90

CHAINS & BELTS



CCA5  
BCA250

ME805A (Chain) P830 / P920 / P922 / P930 / P932 Pedals  
ME830A (Chain) P1030 / P1032 / P1030R / P1032R Pedals  
CCA5 (Chain) P2050C / P2052C Pedals  
CCA5CF (Chain) P2050C/F Pedal  
CCA300 (Chain) P3000C / P3002C Pedals  
BCA250 (Belt) P2050B / P2052B Pedals

SPRING



SP64F  
SP64NFB

SP64F Spring for P930/P932  
SP64NFB Spring for P-3000/3002, P-2050/2052

BEATERS & BEATER WEIGHTS




DB100  
B250QB  
B300FT  
B350XR  
B350XRF

DB100 Duo-Beater Felt/Plastic  
B250QB Control Core Quadbeater  
B300FT Control Core Tapered Felt Beater  
B350XR X-Treme Impact Beater  
B350XRF Extreme Impact Felt Beater

**BEATER WEIGHTS**  
BW100 Beater Weight, 3 Weights in One

MASTERCAST HOOPS

MasterCast are the finest die cast hoops available and feature the perfect blend of thickness and mass to improve the depth, clarity, and focus of toms and snare drums.




SUPERHOOP II

SuperHoop II hoops are precision formed from heavy-duty 2.3mm steel, triple-flanged and engraved with the SuperHoop II logo.



STEEL HOOPS

| Steel Hoop Model # | Diameter | # of Tension |
|--------------------|----------|--------------|
| RH0804             | 8"       | 4            |
| RH1006             | 10"      | 6            |
| RH1206             | 12"      | 6            |
| RH1306             | 13"      | 6            |
| RH1408             | 14"      | 8            |
| RH1408S            | 14"      | 8 Snare side |
| RH1608             | 16"      | 8            |
| RH1808             | 18"      | 8            |



BASS DRUM PEDAL TRAINING PAD

BD10

The BD10 bass pad is perfect for practicing at home or on the road. The wide pad accommodates double pedals and is specially formulated for extremely low noise and a realistic feel. The universal-fit "hoop" accepts all brands of pedals and adjusts to compensate for different floor surfaces. The BD10 folds for compact transport.



QUICK RELEASE WINGLOC



WL230  
WL230A

WL230 Quick Release WingLoc  
WL230A Quick Release WingLoc Complete


STOP LOCK



ZD081A

ZD081A Stop Lock Complete

DRUM KEYS



K030  
K080  
KGT100H

KGT100H Gyro Tune Key w/ Quick Release  
K030 Hi-Tension Tuning Key  
K080 Tuning Key

AIR SUSPENSION FEET



R40/3  
R5/3

R40/3 Air Suspension Rubber Feet (3 Each)  
R5/3 Rubber Tip (3 Each)



RF ONE / MASTERS SHOWN WITH MASTERCAST HOOPS



PROFESSIONAL SERIES SHOWN WITH SuperHoop II HOOPS

LUGS

CL05 Lug for 3" Piccolo Snare  
CL55 Lug for 5" & 5.5" Deep Snare  
CL65 Lug for 6" & 6.5" Deep Snare  
CL100 Lug for over 7" & 8" Deep Snare



CL05



CL55



CL65




CL100



REPLACEMENT PARTS

OPTI-LOC



Opti-Loc suspension tom holders provide exceptional stability while greatly improving resonance and sustain. (For EXX / EXL Export / DMP)

**OPL0608/C** Opti-Loc for EXX and DMP 6"-8" Diameter  
**OPL1016/C** Opti-Loc for EXX and DMP 10"-16" Diameter

JUNGLE GIG



**JG16** • Pearl's Jungle Gig allows the conversion of a 16" Floor Tom to a Bass drum.

MUFFLERS

External clamp-on muffler for snare drums and toms. By adjusting the pressure and position of the felt pad, excessive overtones can be precisely controlled or eliminated.



**OM1** Clamp-on Muffler, Snare Drum & Toms

R2 AIR & OPTIMOUNT

To attain tonally true sound, every drum would have to be mounted in a floating point at the center of its shell. R2 Air equally balances mounting pressure across two floating points at the top and bottom of each tom. This gives true tonal separation from mounting hardware and enhances sonic output. U.S. Patent #11640814



Our OptiMount Suspension System attaches to the tom's tension rods and floats on rubber cushions, providing the ultimate in stability while allowing the drum to resonate fully without restriction.



**OPT0708** / for drums 7"-8" deep, 8"-16" diameter  
**OPT0910** / for drums 9"-10" deep, 8"-16" diameter  
**OPT1112** / for drums 11"-12" deep, 8"-16" diameter  
**OPT1314** / for drums 13"-14" deep, 8"-16" diameter  
**OPT1516** / for drums 15"-16" deep, 8"-16" diameter



MUFFLE HEADS

| Model #      | Size | Model #       | Size |
|--------------|------|---------------|------|
| <b>MFH08</b> | 8"   | <b>MFH14</b>  | 14"  |
| <b>MFH10</b> | 10"  | <b>MFH16</b>  | 16"  |
| <b>MFH12</b> | 12"  | <b>MFH20B</b> | 20"  |
| <b>MFH13</b> | 13"  | <b>MFH22B</b> | 22"  |



BASS DRUM MUFFLER



**BDMF** Bass Drum Muffler (Full Size)  
**BDMM** Bass Drum Muffler (Mini Size)

TENSION ROD LOCKNUTS



**TNK10N/10** Tension Keeper (10/pkg)  
**TL20/10** Tension Rod Lock Nuts (10/pkg)

TENSION ROD WASHERS




**NLW12B/12** Nylon Washers (12) Black  
**MTW12/12** Metal Washers (12)

Pearl offers a tremendous number of parts for our drums and hardware. The parts represented on these pages are some of the most commonly requested items.

STRAINERS




**SR014N** Standard Snare Strainer  
**SR017** Snare Strainer Complete  
**SR018** Snare Strainer Complete



**THE SR017 STRAINER** Simple and effective, the SR017 is a Pearl standard for effortless snare switching and sensitivity control. Its smooth lever action and fine-tuning knob let you dial in the right amount of snare wire saturation to suit your personal sound.

ULTRA-SOUND SNARES

Pearl's Ultra-Sound snares feature patented Graduated Tension wires for extended dynamic range from ultra soft to ultra loud. Ultra-thin, low mass end plates assure ultra quick response. The end plates feature three mounting options: tunnels or holes for cord mounting and slots for straps. U.S. Patent #7202405


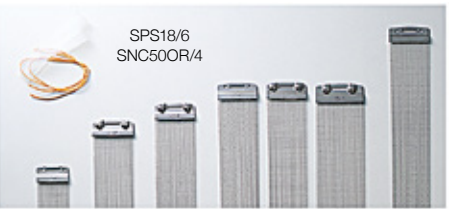


**SN1320C** 20 strands for 13", C-type, w/ straps & cords  
**SN1320D** 20 strands for 13", D-type, w/ straps & cords  
**SN1320I** 20 strands for 13", I-type, w/ straps & cords  
**SN1420C** 20 strands for 14", C-type, w/ straps & cords  
**SN1420D** 20 strands for 14", D-type, w/ straps & cords  
**SN1420I** 20 strands for 14", I-type, w/ straps & cords



**SN1442C** 42 strands for 14", C-type, w/ straps & cords  
**SN1442D** 42 strands for 14", D-type, w/ straps & cords  
**SN1442I** 42 strands for 14", I-type, w/ straps & cords

REPLACEMENT SNARES



**S022N** 20 Strand for 14" w/ Cords  
**S022NU** 20 Strand for 14" w/ Cords, Uncoated  
**S022** 20 Strand for 14" w/ Straps  
**S025** 20 Strand for 14" long, w/ Straps  
**S029N** 20 Strand for 13" w/ Cords  
**S030N** 24 Strand for 14" w/ Cords  
**S031N** 20 Strand for 12" w/ Cords  
**S032N** 16 Strand for 10" w/ Cords  
**S033N** 16 Strand for 12" w/ Cords  
**S040** 15 Strand for 14" w/ Cords, Steel Cable, Thinner Gauge  
**S041** 15 Strand for 14" w/ Cords, Bronze Cable, Thicker Gauge  
**SPS18/6** Plastic Strap (6/pkg)  
**SNC500R/4** Snare Cord (4/pkg)

STAINLESS STEEL TENSION RODS

Pearl's Stainless Steel Tension Rods are machined, not forged, from a single piece of stainless steel to the most exacting tolerances in the industry. They feature super-smooth, precise tensioning, with absolutely no play. Each non-plated stainless steel tension rod is matched with a precision-machined brass swivel nut for ultra-precise performance.



**SST5028/6** W7/32 x 28mm (6)  
**SST5035/6** W7/32 x 35mm (6)  
**SST5038/6** W7/32 x 38mm (6)  
**SST5042/6** W7/32 x 42mm (6)  
**SST5047/6** W7/32 x 47mm (6)  
**SST5052/6** W7/32 x 52mm (6)  
**SST6115** M6 x 115mm

TENSION RODS

**T055/6** W7/32 x 28mm (6) for 3" Deep Snare  
**T060/6** W7/32 x 35mm (6) for Free Floaters before 2002  
**T061/6** W7/32 x 42mm (6)  
**T061L/6** W7/32 x 47mm (6) for 6.5" Deep Snare  
**T062/6** W7/32 x 52mm (6) for 5.5" Deep Snare  
**T065** M6 x 90mm (Bass Drum)  
**T066** M6 x 115mm (Bass Drum)  
**TR5052** W7/32 x 52mm (DMP, EXL, EXX, MDT Snare)  
**TR5047** W7/32 x 47mm (DMP, EXL, EXX, MDT Toms)  
**TR5100** W7/32 x 100mm (Bass Drum)



T062/6

T065

T066





**AARON SMITH**  
Independent



**ADAM TUMINARO**  
OrlandoDrummer



**ADRIAN BENT**  
Drake/Daniel Caesar



**AREJAY HALE**  
Halestorm



**AL CLEVELAND**  
Independent



**ELISE TROUW**  
Independent



**ERIC SINGER**  
KISS



**FLO MOUNIER**  
Cryptopsy



**FREDO ORTIZ**  
Los Lobos



**GABE HELGUERA**  
I Prevail



**ALVIN FORD**  
Jon Batiste / Pretty Lights



**ANDREW TKACZYK**  
The Ghost Inside



**ANTHONY GHAZEL**  
Daughtry



**BAARD KOLSTAD**  
Leprous



**BARRY KERCH**  
Shinedown



**GARY HUSBAND**  
Independent



**GENE HOGLAN**  
Dethklok



**GEORGE KOLLIAS**  
Nile



**GREG HUTCHINSON**  
Independent



**GREYSON NEKRUTMAN**  
Sepultura



**BEN GORDON**  
Parkway Drive



**BILLY HART**  
Jazz Legend



**BRANDON PERTZBORN**  
The Offspring



**BRANDON COMBS**  
Grace Bowers



**BRIAN FRASIER-MOORE**  
PINK!



**HARRY MIREE**  
Hardy



**HORACIO HERNÁNDEZ**  
Latin Legend



**IAN PAICE**  
Deep Purple



**INFERNO**  
Behemoth



**ISAC JAMBA**  
Independent



**BRUNO VALVERDE**  
Angra



**CALVIN RODGERS**  
Independent



**CASEY COOPER**  
@COOP3RDRUMM3R



**CHAD SEXTON**  
311



**DAN PRESLAND**  
Ne Obliviscaris



**JASON BITTNER**  
Overkill / Shadows Fall



**JASON BOWLD**  
Bullet For My Valentine



**JASON HARTLESS**  
Ted Nugent / Studio



**JEFF MARINO**  
Darius Rucker



**JEN LEDGER**  
Skillet / Ledger



**DANIEL ERLANDSSON**  
Arch Enemy



**DARION JA'VON**  
Doja Cat



**DENNIS CHAMBERS**  
Drumming Legend



**DESMOND DAVIS**  
Mickey Guyton



**EDDIE BAYERS**  
Nashville Legend



**JERROD SULLIVAN**  
Janet Jackson



**JESSIE CARABALLO**  
Marc Anthony



**JOCKE WALLGREN**  
Amon Amarth



**JOE TOMINO**  
Sublime with Rome / Dub Trio



**JOEY KRAMER**  
Aerosmith





**JOHN LONGSTRETH**  
Origin



**JON LARSEN**  
Volbeat



**JONATHAN MOVER**  
Project



**JUAN "CARLITO" MENDOZA**  
Independent



**LUCY RITTER**  
Independent



**NATE MORTON**  
The Voice



**OMAR HAKIM**  
Independent



**PETAR JANJIC**  
Cory Wong



**PETE WEBBER**  
Fear Factory



**QUINTON "Q" ROBINSON**  
Hamilton (touring)



**KAI HAHTO**  
Nightwish



**KEIO STROUD**  
Independent



**KENT SLUCHER**  
Luke Bryan



**KENWOOD DENNARD**  
Independent



**KIKO FREITAS**  
Independent



**RAY LUZIER**  
Korn



**RICCARDO MERLINI**  
Independent



**RICHIE MARTINEZ**  
Arch Echo



**RICKY LEWIS**  
The Weeknd



**ROBBY AMEEN**  
Independent



**KRIS MYERS**  
Independent



**LESTER ESTELLE**  
Kelly Clarkson/Sessions



**LINA ANDERBERG**  
Independent



**MARCUS FINNIE**  
Independent



**MARVIN "SMITTY" SMITH**  
Independent



**SAM LOEFFLER**  
Chevelle



**SERGIO MELO**  
The Voice Brazil



**SHANE GAALAAS**  
Independent



**SHANNON FORREST**  
TOTO



**TARON LOCKETT**  
Cory Henry And The Funk Apostles



**MATT ABTS**  
Gov't Mule



**MATT HALPERN**  
Periphery



**MATT MCGUIRE**  
The Chainsmokers



**MICHAEL CARTELLONE**  
Lynyrd Skynyrd



**MICHEL'LE BAPTISTE**  
Lizzo



**TAVARIUS JOHNSON**  
Jon McReynolds / Lalah Hathaway



**TERENCE HIGGINS**  
Warren Haynes



**TOMMY HARDEN**  
Alabama



**TONY PALERMO**  
Papa Roach



**TOSH PETERSON**  
Lady Gaga



**MIGUEL LAMAS**  
Independent



**MIKE MANGINI**  
Independent



**MIKE MILEY**  
Rival Sons



**MIKE WENGREN**  
Disturbed



**MORGAN ROSE**  
Sevendust



**TRACY BROUSSARD**  
Blake Shelton



**TRAVIS ORBIN**  
Darkest Hour



**TROY WRIGHT**  
Independent



**WILL HUNT**  
Evanescence



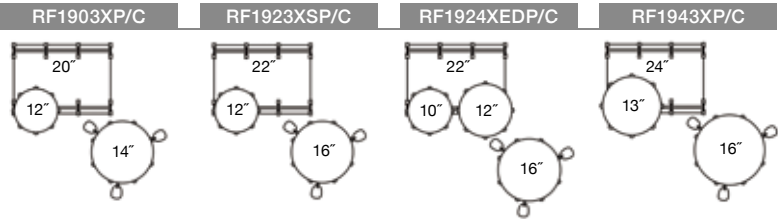
**WILL KENNEDY**  
Yellowjackets / Jazz Legend



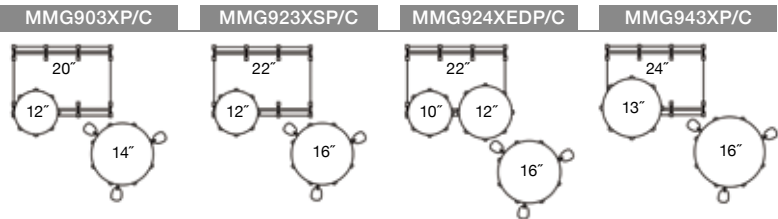
COLOR & CONFIGURATION CHART

P Premium Finish C Custom Finish

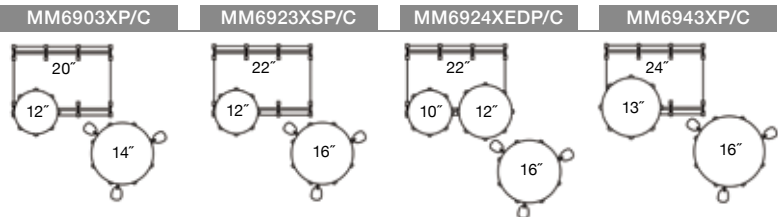
REFERENCE ONE THE REFERENCE LEGACY... UNLEASHED.



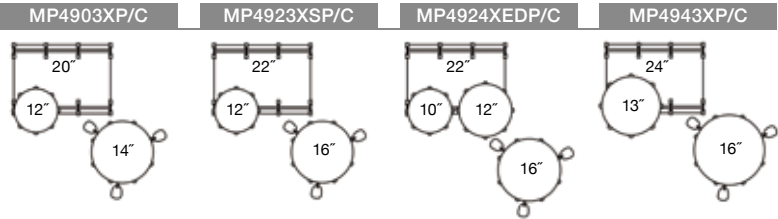
MASTERS MAPLE GUM THE EVOLUTION OF PREMIUM STUDIO TONE.



MASTERS MAPLE SONICALLY CENTERED, ARTICULATE, AND POWERFUL.

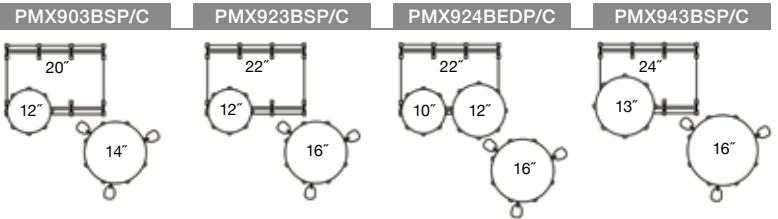


MASTERS MAPLE PURE BRIDGING THE GAP BETWEEN STUDIO AND STAGE.

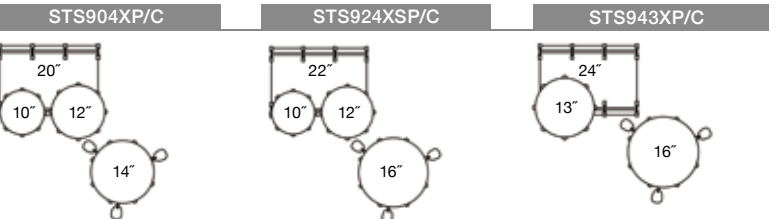


COLOR & CONFIGURATION CHART

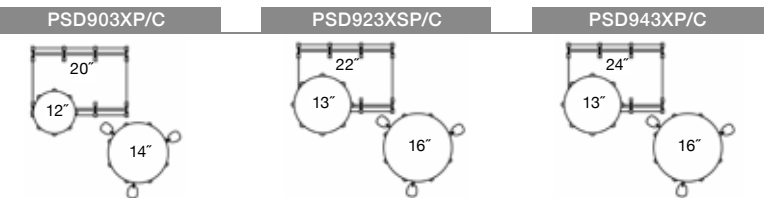
PROFESSIONAL SERIES AN UPDATED, UPGRADED, PREMIUM GIGGING POWERHOUSE.



SESSION STUDIO SELECT A HYBRID OF MASTERS PREMIUM BIRCH AND AFRICAN MAHOGANY.



PRESIDENT SERIES DELUXE A MODERN REVIVAL OF THE DARKLY UNIQUE LAUAN SOUND.

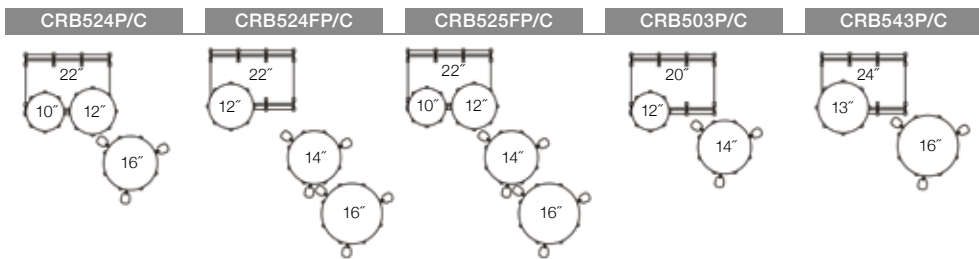




## CRYSTAL BEAT THE ORIGINAL SEAMLESS ACRYLIC DRUM SHELL.



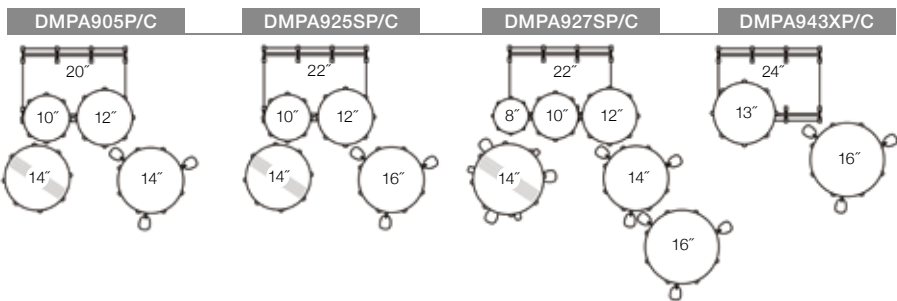
#730 Ultra Clear



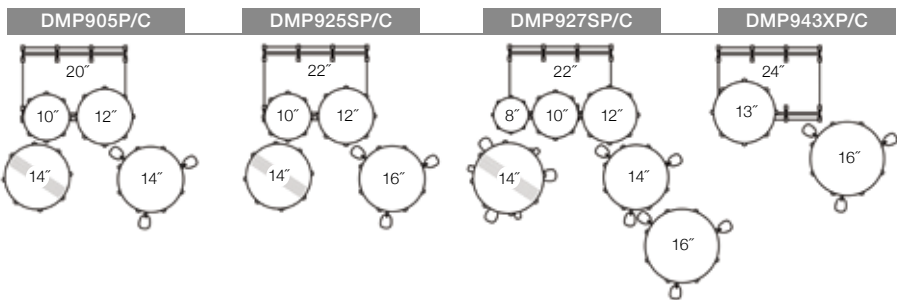
## DECADE MAPLE ARTISAN PEARL DECADE MAPLEARTISAN LTD. EDITION



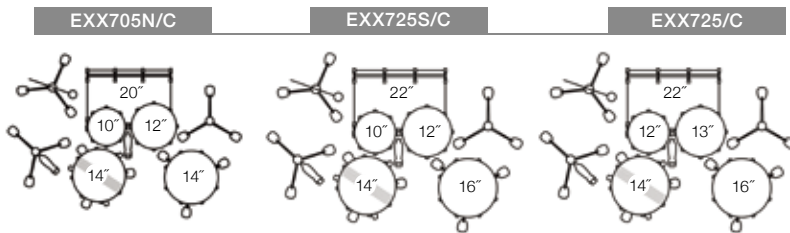
#875 Black Satin Marble



## DECADE MAPLE A DRUM KIT 10 YEARS IN THE MAKING.

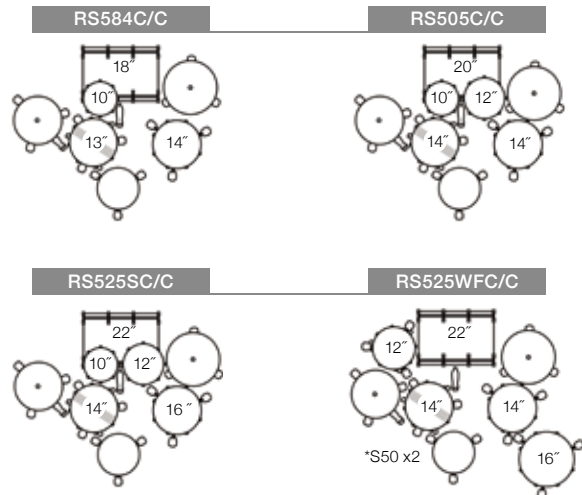


## EXPORT THE BEST SELLING DRUM SET OF ALL TIME.



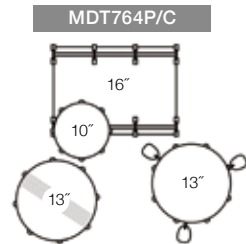
INCLUDES HWP830 HARDWARE PACK

## ROADSHOW IT'S YOUR TIME TO PLAY, START THE RIGHT WAY.

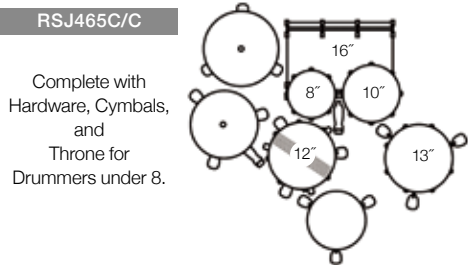


INCLUDES CH50/H50/S50/P50/D50/16" CRASH/14" HI-HATS, STICK BAG, STICKS

## MIDTOWN BIG GIG, SMALL RIG, HUGE SOUND.



## ROADSHOW JR. COMPLETE WITH HARDWARE, CYMBALS, AND THRONE FOR DRUMMERS UNDER 8.



## THE BEST WARRANTY IN THE INDUSTRY!\*

COMMITTED TO THE HIGHEST LEVEL OF CUSTOMER SATISFACTION.

The Pearl Lifetime Warranty is a statement of confidence to our customers to the reliability of Pearl products. Pearl drums, stands and hardware are designed and manufactured to the highest standards in quality, style, appearance and playing performance. This lifetime warranty reflects a tradition of excellence and a commitment to superior engineering and craftsmanship dedicated to you, the drummer. The Pearl lifetime warranty is our pledge to you that we will proudly stand behind our product for as long as you own it. **BUY IT ONCE, PLAY IT FOR LIFE.**

- Drum Set/Concert wood and metal shells for the Lifetime of the Original Owner.
- Foot pedals, hi-hat stands, cymbals stands, boom cymbal stands, snare drum stands, throne bases, floor-standing tom stands, floor-standing cymbal/tom stands, concert stands, racks and rack accessories, cymbal holders and multi-clamps for the Lifetime of the Original Owner.
- Some exceptions apply.
- Drum Set claws, tension rods, swivel nuts, spurs, tom brackets, tom holders, strainers, and nuts and bolts for the Lifetime of the Original Owner.
- Rotationally molded cases for the Lifetime of the Original Owner.
- The Lifetime Warranty applies to the aforementioned Pearl products purchased from June 15, 2009.
- \* This Lifetime Warranty is valid only in the United States and excludes the Crystal Beat and Roadshow Series.





## SPECIAL ORDER LACQUER FINISHES

### [ PREMIUM ]



#100 Wine Red



#102 Natural Maple



#103 Piano Black



#109 Arctic White



#119 Matte Black



#142 Rootbeer Fade



#152 Antique Gold



#155 Scarlet Fade



#342 Vintage Tobacco Burst



#355 Antique Walnut



#831 Matte Olive Burst



#844 Satin Rose Gold



#859 Putty Grey



#886 Deep Redburst



#887 Natural Cherry

### [ CUSTOM ]



#195 Crystal Rain



#198 Shimmer of OZ



#376 Ultra Blue Fade



#377 Scarlet Sparkle Burst



#393 Purple Craze II



#824 Satin Charred Oak



#836 Red Burst Stripe



#854 White Ice Swirl



#855 Black Oyster Swirl



#856 Red Oyster Swirl



#857 Sunburst Redstripe



#858 Kobalt Blue Fade Metallic



#885 Cherry Amber Fade

## PEARL CORPORATION

Corporate Headquarters

549 Metroplex Dr., P.O. Box 111240 Nashville, TN 37211-3140 | (615) 833-4477 FAX (615) 833-6242

WWW.PEARLDRUM.COM



pearl\_drums



PearlDrumCorp



PearlDrumsUS



PearlDrumCorp



PearlDrummersGroup.com